

Status Survey and Conservation Action Plan

# European Bison

**Edited by Zdzisław Pucek**

**Compiled by Zdzisław Pucek, Irina P. Belousova,  
Małgorzata Krasińska, Zbigniew A. Krasiński and Wanda Olech**



IUCN/SSC Bison Specialist Group

# European Bison





Status Survey and Conservation Action Plan

# European Bison

**Edited by Zdzisław Pucek**

**Compiled by Zdzisław Pucek, Irina P. Belousova,  
Małgorzata Krasińska, Zbigniew A. Krasiński and Wanda Olech**

IUCN/SSC Bison Specialist Group

**IUCN – The World Conservation Union  
2004**

The designation of geographical entities in this book, and the presentation of the material, do not imply the expression of any opinion whatsoever on the part of IUCN concerning the legal status of any country, territory, or area, or of its authorities, or concerning the delimitation of its frontiers or boundaries.

The views expressed in this publication do not necessarily reflect those of IUCN.

Published by: IUCN, Gland, Switzerland and Cambridge, UK

Copyright: © 2004 International Union for Conservation of Nature and Natural Resources

Reproduction of this publication for educational or other non-commercial purposes is authorised without prior written permission from the copyright holder provided the source is fully acknowledged.

Reproduction of this publication for resale or other commercial purposes is prohibited without prior written permission of the copyright holder.

Citation: Pucek, Z. (ed.); Pucek, Z., Belousova, I.P., Krasieńska, M., Krasieński, Z.A. and Olech, W. (comps.). 2004. *European Bison. Status Survey and Conservation Action Plan*. IUCN/SSC Bison Specialist Group. IUCN, Gland, Switzerland and Cambridge, UK. ix + 54 pp.

ISBN: 2-8317-0762-5

Cover photo: Adult bull European Bison (*Bison bonasus*). © K. Zub.

Produced by: The NatureBureau, Newbury, UK

Printed by: Information Press, Oxford, UK

Available from: IUCN Publications Services Unit  
219c Huntingdon Road, Cambridge CB3 0DL, United Kingdom  
Tel: +44 1223 277894, Fax: +44 1223 277175  
E-mail: [books@iucn.org](mailto:books@iucn.org)  
[www.iucn.org/bookstore](http://www.iucn.org/bookstore)  
A catalogue of IUCN publications is also available.

*The text of this book is printed on 100 gsm Fineblade Smooth, which is made from 100% sustainable fibre sources using chlorine-free processes.*

# Contents

<b>Preface</b> .....	vi	10.3 Seasonal and daily activity rhythms .....	23
<b>Acknowledgements</b> .....	viii	10.4 Reproduction and development .....	24
<b>Executive Summary</b> .....	ix	10.5 Population structure and organisation .....	26
<b>Chapter 1. Introduction</b> .....	1	10.6 Regulation of European bison numbers	
<b>Chapter 2. Conservation Status</b> .....	4	in the population .....	27
<b>Chapter 3. Origin of the European Bison</b> .....	6	10.6.1 Mortality .....	27
<b>Chapter 4. Taxonomy</b> .....	7	10.6.2 Culling .....	28
<b>Chapter 5. Genetic Structure of the Species</b> .....	8	<b>Chapter 11. Actual and Potential Threats</b> .....	29
<b>Chapter 6. Origin and Genetic Characteristics</b>		<b>Chapter 12. Research Needs</b> .....	31
<b>of Breeding Lines</b> .....	10	<b>Chapter 13. Conservation Strategy and</b>	
<b>Chapter 7. Hybrids of European Bison</b>		<b>Recommended Action Plan</b> .....	33
<b>(European × American bison hybrids;</b>		13.1 Details concerning an Action Plan for	
<b>European × American bison × Cattle hybrids)</b> .....	13	European bison developed in particular	
<b>Chapter 8. Distribution</b> .....	14	countries .....	35
8.1 Distribution of the species in		13.1.1 Belarus .....	35
historical times .....	14	13.1.2 Latvia .....	36
8.2 Recent distribution .....	15	13.1.3 Lithuania .....	36
8.2.1 Captive breeding .....	15	13.1.4 Poland .....	37
8.2.2 Free-ranging and semi-free herds .....	16	13.1.5 Russian Federation .....	39
<b>Chapter 9. World Population Numbers</b> .....	17	13.1.6 Romania .....	40
<b>Chapter 10. Biology and Population Ecology</b> .....	20	13.1.7 Slovakia .....	40
10.1 Environment and habitat .....	20	13.1.8 Ukraine .....	41
10.2 Food and feeding .....	21	<b>References</b> .....	42
		<b>Appendix 1: Contributing Authors</b> .....	48
		<b>Appendix 2: Origin of the Hybrids of North</b>	
		<b>American and European Bison in the</b>	
		<b>Caucasus Mountains</b> .....	49
		L.V. ZABLOTSKAYA, M.A. ZABLOTSKY AND M.M. ZABLOTSKAYA	

## **Donors to the SSC Conservation Communications Programme and European Bison Status Survey and Conservation Action Plan**

The IUCN Species Survival Commission is committed to communicate important species conservation information to natural resource managers, decision makers and others whose actions affect the conservation of biodiversity. The SSC's Action Plans, Occasional Papers, newsletter *Species* and other publications are supported by a wide variety of generous donors including:

***The Sultanate of Oman*** established the Peter Scott IUCN/SSC Action Plan Fund in 1990. The Fund supports Action Plan development and implementation. To date, more than 80 grants have been made from the Fund to SSC Specialist Groups. The SSC is grateful to the Sultanate of Oman for its confidence in and support for species conservation worldwide.

***The Council of Agriculture (COA), Taiwan*** has awarded major grants to the SSC's Wildlife Trade Programme and Conservation Communications Programme. This support has enabled SSC to continue its valuable technical advisory service to the Parties to CITES as well as to the larger global conservation community. Among other responsibilities, the COA is in charge of matters concerning the designation and management of nature reserves, conservation of wildlife and their habitats, conservation of natural landscapes, coordination of law enforcement efforts, as well as promotion of conservation education, research and international cooperation.

***The World Wide Fund for Nature (WWF)*** provides significant annual operating support to the SSC. WWF's contribution supports the SSC's minimal infrastructure and helps ensure that the voluntary network and publications programme are adequately supported. WWF aims to conserve nature and ecological processes by: (1) preserving genetic, species, and ecosystem diversity; (2) ensuring that the use of renewable natural resources is sustainable both now and in the longer term; and (3) promoting actions to reduce pollution and the wasteful exploitation and consumption of resources and energy. WWF is one of the world's largest independent conservation organisations with a network of National Organisations and Associates around the world and over 5.2 million regular supporters. WWF continues to be known as World Wildlife Fund in Canada and in the United States of America.

***The Large Herbivore Foundation (LHF)***, founded in 1998 by WWF as the Large Herbivore Initiative, and supported the Species Action Plan for European Bison. The Large Herbivore Foundation has been an independent foundation since September 2003, and its goals are to conserve and enhance landscapes and ecosystems as habitats for large herbivores in Europe, Russia and Central Asia, conserve all large herbivore species and increase people's knowledge and appreciation of large herbivores. The approach of LHF is to facilitate a network of experts who are active in the field of policy, science and politics. This network is an operational entity, which also serves as a source of new ideas for action in the field. LHF gives small financial support to initiate projects and helps to find structural follow-up funding. The European Bison has been a key species for LHI/LHF from the beginning.

*Deer: Status Survey and Conservation Action Plan.* Edited by C. Wemmer. Compiled by Andrew McCarthy, Raleigh Blouch and Donald Moore. IUCN/SSC Deer Specialist Group, 1998, vi + 106pp.

*Bears: Status Survey and Conservation Action Plan.* Compiled by C. Servheen, S. Herrero and B. Peyton. IUCN/SSC Bear and Polar Bear Specialist groups, 1998, x + 306pp. (out of print)

*Conifers: Status Survey and Conservation Action Plan.* Compiled by A. Farjon and C.N. Page. IUCN/SSC Conifer Specialist Group, 1999, ix + 121pp.

*African Rhino: Status Survey and Conservation Action Plan.* Compiled by R. Emslie and M. Brooks. IUCN/SSC African Rhino Specialist Group, 1999, ix + 92pp. (out of print)

*Curassows, Guans and Chachalacas: Status Survey and Conservation Action Plan for Cracids 2000–2004.* Compiled by Daniel M. Brooks and Stuart D. Strahl (with Spanish and Portuguese translations). IUCN/SSC Cracid Specialist Group, 2000, viii + 182pp.

*Parrots: Status Survey and Conservation Action Plan 2000–2004.* Edited by Noel Snyder, Philip McGowan, James Gilardi, and Alejandro Grajal, 2000, x + 180pp.

*West Indian Iguanas: Status Survey and Conservation Action Plan.* Compiled by Allison Alberts. IUCN/SSC West Indian Iguana Specialist Group, 2000, vi + 111pp.

*Grouse: Status Survey and Conservation Action Plan 2000–2004.* Compiled by Ilse Storch. WPA/BirdLife/SSC Grouse Specialist group, 2000, x + 112pp.

*Mosses, Liverworts, and Hornworts: Status Survey and Conservation Action Plan for Bryophytes.* Compiled by T. Hallingbäck and N. Hodgetts. IUCN/SSC Bryophyte Specialist Group, 2000, x + 106pp.

*Pheasants: Status Survey and Conservation Action Plan 2000–2004.* Edited by Richard A. Fuller and Peter J. Garson. WPA/BirdLife/SSC Pheasant Specialist group, 2000, vii + 76pp.

*Megapodes. Status Survey and Conservation Action Plan 2000–2004.* Edited by René W.R.J. Dekker, Richard A. Fuller, and Gillian C. Baker on behalf of the WPA/BirdLife/SSC Megapode Specialist Group, 2000, vii + 39pp.

*Partridges, Quails, Francolins, Snowcocks, Guineafowl, and Turkeys. Status Survey and Conservation Action Plan 2000–2004.* Edited by Richard A. Fuller, John P. Carroll, and Philip J.K. McGowan on behalf of the WPA/BirdLife/SSC Partridge, Quail, and Francolin Specialist Group, 2000, vii + 63pp.

*Microchiropteran Bats. Status Survey and Conservation Action Plan.* Compiled by Anthony M. Hutson, Simon P. Mickleburgh, and Paul A. Racey. IUCN/SSC Chiroptera Specialist Group, 2001, x + 258pp.

*Antelopes. Part 4: North Africa, the Middle East, and Asia. Global Survey and Regional Action Plans.* Compiled by D.P. Mallon and S.C. Kingswood. IUCN/SSC Antelope Specialist Group, 2001, viii + 260pp.

*Equids. Zebras, Assess and Horses. Status Survey and Conservation Action Plan.* Edited by Patricia D. Moelman. IUCN/SSC Equid Specialist Group, 2002, ix + 190pp.

*Dolphins, Whales and Porpoises. 2002–2010 Conservation Action Plan for the World's Cetaceans.* Compiled by Randall R. Reeves, Brian D. Smith, Enrique A. Crespo and Giuseppe Notarbartolo di Sciara. IUCN/SSC Cetacean Specialist Group, 2003, ix + 139pp.

*Cycads. Status Survey and Conservation Action Plan.* Edited by John Donaldson. IUCN/SSC Cycad Specialist Group, 2003, ix + 86pp.

*West African Chimpanzees. Status Survey and Conservation Action Plan.* Edited by Rebecca Kormos, Christophe Boesch, Mohamed I. Bakarr and Thomas Butynski. IUCN/SSC Primate Specialist Group, 2003, ix + 219pp.

*Canids: Foxes, Wolves, Jackals and Dogs. Status Survey and Conservation Action Plan.* Edited by Claudio Sillero-Zubiri, Michael Hoffmann and David W. Macdonald. IUCN/SSC Canid Specialist Group, 2004, x + 430pp.

## Other IUCN/SSC Publications

### IUCN Policies and Guidelines

Policies and Guidelines are published as booklets and offer scientifically-based conservation principles and guidelines to aid decision-making at both the global and national level.

### Monographs (arranged by topic)

- CITES
- Crocodiles
- Educational Booklets on Mammals
- Marine Turtles
- Plants
- Trade
- Others

### Occasional Papers Series

SSC Occasional Papers cover a broad range of subjects including conservation of groups of species in a particular geographical region, wildlife trade issues, and proceedings of workshops.

A more detailed list of IUCN/SSC publications is available from the SSC office, Rue Mauverney 28, CH 1196 Gland, Switzerland. Tel: +41 22 999 0000, Fax: +41 22 999 0015, E-mail: [mcl@iucn.org](mailto:mcl@iucn.org)



## **IUCN/Species Survival Commission**

The Species Survival Commission (SSC) is one of six volunteer commissions of IUCN – The World Conservation Union, a union of sovereign states, government agencies and non-governmental organisations. IUCN has three basic conservation objectives: to secure the conservation of nature, and especially of biological diversity, as an essential foundation for the future; to ensure that where the Earth's natural resources are used this is done in a wise, equitable and sustainable way; and to guide the development of human communities towards ways of life that are both of good quality and in enduring harmony with other components of the biosphere.

A volunteer network comprised of some 8,000 scientists, field researchers, government officials and conservation leaders from nearly every country of the world, the SSC membership is an unmatched source of information about biological diversity and its conservation. As such, SSC members provide technical and scientific counsel for conservation projects throughout the world and serve as resources to governments, international conventions and conservation organisations.

IUCN/SSC Action Plans assess the conservation status of species and their habitats, and specifies conservation priorities. The series is one of the world's most authoritative sources of species conservation information available to natural resource managers, conservationists, and government officials around the world.

IUCN Species Programme  
Rue Mauverney 28, CH-1196 Gland, Switzerland  
Tel: +41 22 999 00 00, Fax: +41 22 999 00 15  
E-mail: [ssc@iucn.org](mailto:ssc@iucn.org)  
[www.iucn.org/themes/ssc](http://www.iucn.org/themes/ssc)

IUCN Publications Services Unit  
219c Huntingdon Road, Cambridge, CB3 0DL, UK  
Tel: +44 1223 277894, Fax: +44 1223 277175  
E-mail: [books@iucn.org](mailto:books@iucn.org)  
[www.iucn.org/bookstore](http://www.iucn.org/bookstore)

# Preface

The struggle to rescue the European bison from extinction began about 80 years ago, immediately after World War I. Although the species no longer existed in nature, a few bison remained in European zoological gardens.

Today the danger of extinction to this, the largest mammal of the European Continent seems to have been averted; however, there remain many problems, as detailed in this report. European bison breeders appear to have been very lucky; with little knowledge of the species genetic structure, and using conservative breeding methods, they have managed to rescue the species from extinction. This is a great success for nature protection in central European countries, particularly in Poland.

Despite the unquestionable success in rescuing European bison from extinction, there are however many problems concerning its future conservation and recovery in contemporary human-managed ecosystems of Europe; in particular, the incorporation of European bison into communities of large herbivores managed by hunters. Until recent history, the European bison was regarded as a game animal; therefore, its recovery to this status could be regarded as another (further) conservation goal.

The main task of the European Bison Action Plan and its conservation strategy is to conserve this large mammal as an integral part of Europe's native fauna, to preserve its genetic variability, and enable free-ranging viable populations to function as a natural component of European ecosystems. This goal can only be achieved with international cooperation between those countries possessing bison on their territories and support from those international organisations responsible for nature conservancy in Europe. Financial assistance from relevant funding bodies is essential.

The purpose of this report is to present up-to-date knowledge concerning the status of the European bison and especially its origin, taxonomy, phylogeny, genetic structure, historical and recent distribution, population biology and ecology. Furthermore, the most important actual and potential threats, and research needs are discussed. These were prerequisite for outlining the global conservation strategy and necessary action plan for the species future protection and management.

During the creation of this report we referred to the *IUCN Status Survey and Conservation Action Plan Guidelines*, and adapted them to the specific problems of the European bison. The first steps towards preparing an action plan for the European bison were undertaken long ago. The IUCN/SSC Bison Specialist Group initiated the project in 1990. Soon after, a draft of an action plan for North American bison was prepared by the late Dr C.G. van Zyll de Jong – deputy chair of the Group, at the time.

IUCN had intended to publish both plans for *Bison bison* and *Bison bonasus* in one book. However, further work on an action plan for European bison was required, as well as increased international cooperation, as political situations in central Eastern Europe and countries of the former USSR were rapidly changing. This factor continued to seriously affect the completion of the work.

Some ideas concerning the European bison conservation strategy have already been outlined in a number of publications, concerning the world population (*cf.* Pucek 1991, 1992, 1994; Pucek *et al.* 1996a), and more recently in regional aspects (Balčiauskas 1999; Kozlo 1999; Olech and Perzanowski 2002), but never completed with full details. In relation to this, the workshop on “Population and Habitat Viability Assessment for the European Bison (*Bison bonasus*)” was very important. The workshop was organised in Poland (Woliński National Park) in June 1995 by the IUCN/SSC Bison Specialist Group and the IUCN/SSC Conservation Breeding Specialist Group together with the European Endangered Species Programme (EEP) and Poznań Zoological Garden (*cf.* Pucek *et al.* 1996b). The report resulting from this assessment has also been translated into Polish and Russian. Many results of this workshop are included in the present Action Plan. During the last few years, conservation strategies for the European bison have also been developed in most of the countries where free-ranging herds exist. We therefore have the possibility to use these documents when published or available.

The team of compilers divided their roles as follows: Irina P. Belousova and Wanda Olech were responsible for Chapters 5 and 6 (“Genetic structure of the species”, and “Origin and genetic characteristics of breeding lines”), and related sections in other chapters; Zbigniew A. Krasinski and Małgorzata Krasinska drafted Chapter 10 (“Biology and population ecology”); Wanda Olech offered statistics concerning the European Bison Pedigree Book (EBPB) and the European Endangered Species Programme (EEP); Zdzisław Pucek wrote the rest of the report and has edited all the text. As the report is a collective work, authors' credits in each chapter or section are not given. An appendix is included to explain the origin of the hybrids of North American and European bison in the Caucasus Mountains (Appendix 2) and their contemporary status as a new subspecies, *Bison bonasus montanus* is reported in Chapter 7.

The international workshop of the IUCN/SSC Bison Specialist Group (European section) held in Białowieża from April 23–26, 2002 discussed the draft of the report. Twelve members of the Group and four guest scientists attended the meeting, representing Belarus, Lithuania,

Poland, Russian Federation and Ukraine. All participants took part in the open discussion and many detailed corrections and additions to all the chapters, which were included as a result. Their valuable comments and time are greatly appreciated.

We may regard opinions expressed in this report as those that are generally accepted by the IUCN/SSC Bison Specialist Group (European section). Exceptions include, the different views concerning the problem of necessary

temporal isolation between genetic lines of contemporary European bison and their strict separation from European and North American bison in Caucasus. We decided not to present these different attitudes in the report concerning the whole species. Thus, the group of compilers is responsible for the final text of the document.

**Białowieża, July 2002**

**Z. Pucek, Editor**

# Acknowledgements

As the former Chair of the IUCN/SSC Bison Specialist Group, the IUCN proposed that I start work on an action plan for North American and European bison. Recently, however, the Large Herbivore Initiative for Europe (LHI), led by the World Wide Fund for Nature (WWF), selected the European bison as a priority species for which a species action plan should be prepared. Special consultancy project No.9E0154.01 granted by WWF to Z. Pucek in 1999 made it possible to complete this task and coordinate bilateral visits and meetings of specialists from East European countries. This assistance is greatly appreciated.

Many thanks are due to all members of the compilers team for their work on the draft of the report, stimulating discussions, and also to participants of the international workshop of the IUCN/SSC Bison Specialist Group (European section) for their ideas and comments added

during the meeting and in the final phase of editing the document. Responsibility for the final draft belongs to the editor.

Thanks are also due to Stephanie V. Prior (Leverhulme Trust scholar) for her kind revision of English, and Mariano Gimenez Dixon, Bryan Hugill and Polly Phillpot from the IUCN/SSC Secretariat in Gland, Switzerland, for their proof reading and comments on latter drafts.

Iwona Ruczyńska (Mammal Research Institute, Polish Academy of Science, Białowieża) offered technical help, particularly during the action plan workshop and Michalina Pucek read proofs of several versions of tables and the whole text. Karol Zub (MRI PAS) helped in the preparation of figures.

**Z. Pucek, Editor**

# Executive Summary

The history of extinction in the wild and present status of the European bison, *Bison bonasus*, is briefly summarised. Reasons for the extinction of this species include the overabundance of other large herbivores, cattle grazing in forests, war, and other political instabilities.

Restitution (the recovery) of the species began with 54 animals and started with the reproduction of bison in zoos and reserves, increasing population numbers and distribution as wide as possible, and resulting in release into the wild (1952). The European Bison Pedigree Book (EBPB) played a very important role in maintaining the purity of European bison herds.

Present (year 2000) numbers and distribution of the species in enclosed (191) and free-roaming herds (31) is larger than shortly before its extinction in the wild; a situation that would seem to assure the bison's better survival. At least 2,864 European bison have been registered by the EBPB (2001) globally, of which c. 60% were free- or semi-free ranging. The actual world population is a few hundred larger, because not all breeding centres reported data to EBPB.

Many threats remain which could seriously influence the future development of European bison populations.

Reintroductions were somewhat chaotic, not always respecting the separation of genetical lines and numbers increased slowly. Established free-ranging herds are often small and isolated, and tend to be subject to human influence, including use of traditional management methods, as well as supplemental feeding during winter. As yet, a viable population within a continuous range has not been established. Recent simulations have indicated that population of at least 100 individuals could be counted as demographically safe. There are only four such herds.

Recent European bison gene pool consists of only 12 diploid sets of genes; those of the Lowland line originate from only seven founders. The world herd is highly inbred ( $F=20.2\%$ ), especially the Lowland line ( $F=32.4\%$ ), as found in the 1980s and those indices are still increasing. Inbreeding affects viability, the interval between calving and skeletal growth, to a higher degree in the Lowland-Caucasian line than in the Lowland line.

Many indices suggest that the European bison has lost its genetic variability and this continues to occur. The genetic contribution of founders is uneven; remaining significantly unaltered over the last decades.

Ecology of the species has been reviewed, based mostly on studies concerning the largest population in Białowieża Forest. Natural mortality has considerably decreased due to a reduction in the natural forces of selection. However, diseases have recently appeared in several herds which may pose a serious threat to European bison populations. Balanoposthitis of unknown aetiology has appeared in a few herds, as well as tuberculosis in one herd. Both diseases may exert a deleterious effect on European bison herds.

Future goals in conservation and management of European bison are recommended.

Captive breeding is very important for preservation of the species and serves to maintain its genetic purity and reintroduction to natural ecosystems should continue. The establishment of the European bison Gene Resource Bank could be very important for the future of the species.

In the wild, numbers must increase to attain the management goal of creating self-sustaining populations of both genetic lines. Regulated culling in local populations will be necessary for managing optimal bison habitat. Attention should however be given to the chosen scheme of elimination according to the sex and age of the groups.

Further introductions to the wild are necessary to establish a 'continuous' range and ensure the long-term survival of viable populations. There are proposals to create such populations in the Eastern Carpathians, as well as in Russia. Lowland European bison are well distributed in Belarus, and together with Lithuanian and northern Polish populations they may create another region within the bison's contemporary range. These populations must be monitored and allowed to increase in size. Ecological corridors need to be established between them or a programme for assisted migration (translocations) developed.

Pure Lowland and Lowland-Caucasian lines should be separated in the wild, as well as in enclosed breeding centres, up to the time of their likely natural contact. This isolation is of particular importance for preserving the genetic variability within Lowland-Caucasian line. Pure animals should be separated from European  $\times$  North American bison hybrids within the Caucasus Mountains and elsewhere.

Current genetic management requires a more balanced genetic contribution of animals representing founder genes, which are currently under-represented or not present in free-ranging herds, and must be identified and included in European bison populations.

The aetiology and epidemiology of European bison diseases, especially of the male genital organs, should be determined and their effects on the risk of extinction assessed.

The place of the European bison in ungulate communities and the species effect on the carrying capacity of contemporary forest ecosystems in Europe need to be determined.

**A review of the European bison's status clearly indicates that its recent numbers and distribution are much better than before its extinction in the wild at the beginning of the 20th century. The European bison is classified as an Endangered (EN) species on the IUCN Red List of Threatened Species, mainly due to the many continued threats. While these threats exist, the European bison's full recovery and re-naturalisation in the wild cannot be guaranteed. It should therefore also be included in the Habitat Directive and in Appendix II of the Bern Convention.**



# Introduction

European bison (*Bison bonasus* Linnaeus, 1758) is the largest herbivore in Europe. Historically it was distributed throughout western, central, and south-eastern Europe. The species undoubtedly had an important role in the formation of the prehistoric European broad-leaf forest and forested steppe ecosystems. This mighty and beautiful animal was honoured by many early-history nations of Europe as a symbol of natural power and homeland. At the same time, European bison was always a game animal. Habitat degradation and fragmentation due to agricultural activity, forest loggings, and unlimited hunting and poaching, were the primary reasons for the decrease and extinction of European bison populations.

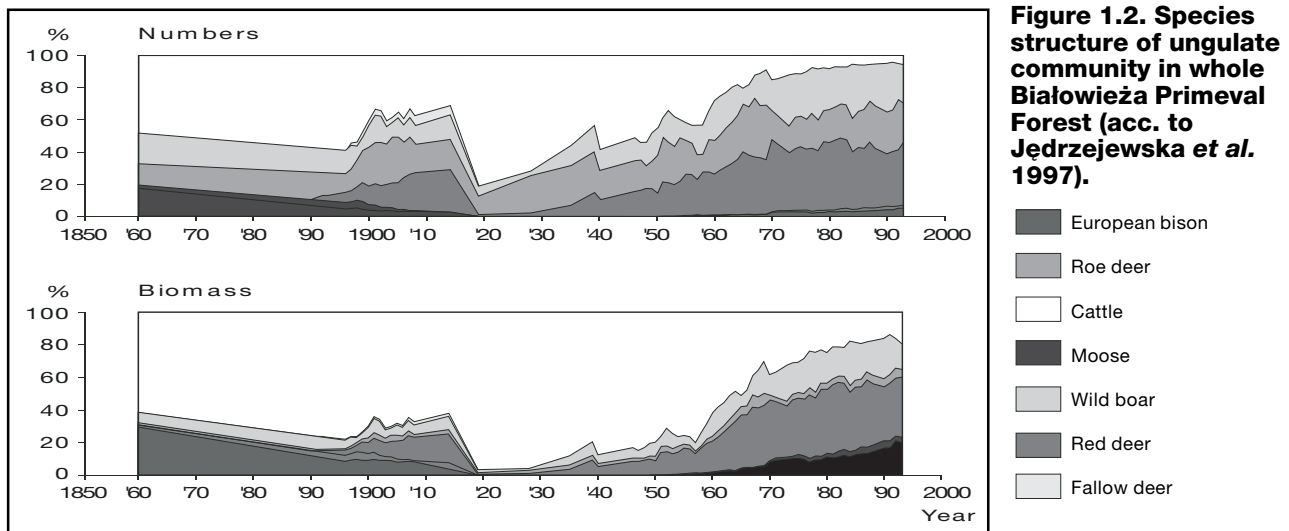
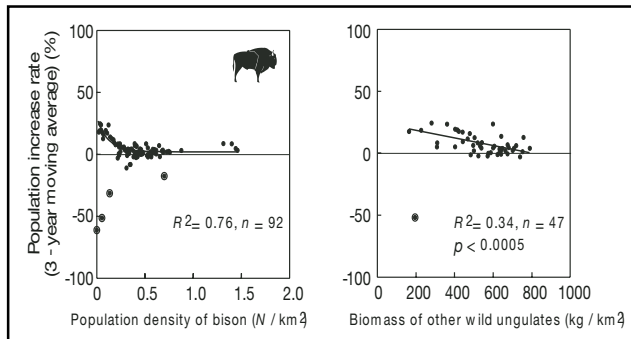
By the end of the 19th century, there were only two populations of European bison left in the wild: in

Białowieża Forest (*B. b. bonasus*) and in the West-Caucasus Mountains (*B. b. caucasicus*). Pucek (1991, 1994) has summarised the history of their extinction.

Among the primary reasons for the rapid decrease of the European bison population in Białowieża Primeval Forest (BPF) at the beginning of 19th century was the over-population of deer species, and the drastic reduction of natural food resources for herbivores, which followed (Wróblewski 1927). World War I completed the inevitable, making it impossible to avoid the final disaster of 1919. During the period of World War I and the Revolution of 1917, civil war episodes and heavy poaching became directly responsible for the complete extirpation of European bison in the West-Caucasus region before 1927 (Bashkirov 1940; Heptner *et al.* 1966).

Reconstruction of European bison population dynamics during the last two centuries in Białowieża Forest (Jędrzejewska *et al.* 1997) has indicated that bison population density depends on: (1) mean annual temperature, which may limit food resources, and (2) political instability, administrative chaos, wars and other military actions. These two factors, however, explain only 9% of the total variation in bison numbers. An increase in bison population numbers also depends upon the level of political stability (if wars are excluded), which is negatively correlated with bison population density and the total biomass of other wild ungulates (including cattle), which could mean intra- and inter-specific competition. These two factors explained 70% of the total variation in the bison population increase (Figures 1.1 and 1.2). Changes in bison numbers were shaped predominantly by human

**Figure 1.1. Rates of annual population increase (3-year moving average) of European bison in relation to the density (left) and biomass of other wild ungulates (acc. to Jędrzejewska *et al.* 1997).**



**Figure 1.2. Species structure of ungulate community in whole Białowieża Primeval Forest (acc. to Jędrzejewska *et al.* 1997).**

European bison  
Roe deer  
Cattle  
Moose  
Wild boar  
Red deer  
Fallow deer

activity, including chaos and poaching during war times, and to a lesser degree by intra- and inter-specific competition (Jędrzejewska *et al.* 1997). These seem to be the most important factors shaping the European bison dynamics in Białowieża Forest before its extinction in the wild at the end of World War I. The effect of political instability on wild animal populations has recently been proved in Caucasus, where the few free-living, re-introduced herds have been decimated and finally gone extinct.

After World War I the species survived only in a few European zoological gardens (Sztolcman 1924). Together there were only 54 (29 males; 25 females) European bison with proved pedigrees (Raczyński 1978; Pucek 1991), originating from 12 ancestors (or founder animals) (Slatis 1960).

The concept of restoring the European bison using animals kept in zoos originated in several countries and was publicly presented for the first time by Polish zoologist J. Sztolcman at the 1st International Congress of Nature Protection in Paris, 1923 (Sztolcman 1924, 1925). The Congress supported the appeal and expressed a desire to establish an international society for the protection of the European bison. *Actes du Congrès International pour la Protection de la Nature, Paris 1923*, (p. 93) states that “...an international society should be created, in the shortest possible time, among those countries on whose territory European bison still exist”, as well as, “... other nations should offer them financial assistance and that the

League of the American Bison make its experience available to the new assembly”. By August 25–26, 1923, the International Society for Protection of European Bison [Internationale Gesellschaft zur Erhaltung des Wisents] was founded in Frankfurt am Main. It included 16 countries. Dr K. Primel, the managing director of the zoological garden in Frankfurt was elected as President. The statute of the Society included the maintenance of the European bison by planned breeding and distribution, followed by introductions to large forest complexes. These goals are still valid, although the major task today is to restore the species to the wild both within and outside its former range. After World War II, the Society was not re-established in its previous form and activity, although its name was used in Poland until 1965 on the cover of the European Bison Pedigree Book.

A particular accomplishment during the period of European bison restitution was the maintenance of the species’ genetic purity, especially in the early period when there were numerous hybrids with North American bison and cattle produced in various zoos. For this purpose, a studbook was created – the European Bison Pedigree Book (EBPB). The first register of all European bison living in the world (at first also of their hybrids) was published in Germany, in the Society series of “Berichte...” (Groeben 1932; Mohr 1933, 1937). With great effort by the first editors of the EBPB, all crossbred animals were eliminated from breeding with pure-blood European bison. An attempt to ‘increase’ the production of European

The bulls fight in Białowieża Forest.



Z.A. Krasinski



bison by crossing them with European and American bison hybrids in Schorfheide near Berlin (propagated by Nazi officials of the Third Reich), was successfully avoided by killing all these animals during the final phase of World War II (1945) (Wernerowa 1969). No issue of EBPB was published during this time. After WWII, hybrids remaining in Munich (Hellabrunn) were carefully verified by Dr Erna Mohr. Another attempt to produce such hybrids took place in Russia and was aimed at restoring the Caucasian subspecies (*Bison bonasus caucasicus*) by, so called, backcrossing with European bison. Unfortunately, hybrid animals were later released in the Caucasian Biosphere Reserve and are now an established free-ranging herd (Appendix 2).

After World War II, the EBPB was edited in Poland under the auspices of the State Council of Nature Protection. J. Żabiński, in cooperation with E. Mohr (Germany) and M.A. Zablotsky (USSR), edited the Book until 1964 and later patronised this enterprise until his death in 1974. Undoubtedly, E. Mohr (Germany) and J. Żabiński (Poland) deserve special credit for twice rescuing the genetic purity of the world population of European bison by introducing only pure blood animals to the EBPB (at the beginning of bison restitution and at the end of WW II). At this time, successive assistant editors issued the EBPB. Starting from 1965 J. Raczyński introduced a new style and form (including the title) to the EBPB. From its very beginning the EBPB served as an example of pedigree books for other animals. Since 1993 Białowieża National Park, Poland, has published the EBPB.

EBPB is the only official document for the registration of individuals born. It is an important source of data about the numbers of European bison in different locations. The EBPB editorial office is used by breeders for making contacts and finding information about the species.

The structure of data included in the Pedigree Book has not changed for almost 70 years. All animals from enclosed breeding centres are registered individually and only the size (sometimes divided by sex) of free-ranging herds is included. Every individually registered animal has a pedigree number, name, numbers and names of parents and the name of breeder or actual owner. The name of each animal usually starts with two or three letters characteristic for the breeding centre. Every issue of EBPB is divided into seven parts:

1. World register of purebred European bison living at the end of a particular year, which includes the number of males and females in every breeding centre (captive and free-ranging), listed according to alphabetical order by country and owner;
2. Official register of purebred European bison born before a particular year, which includes all animals registered by breeders born in previous years listed by pedigree number;
3. Additions and corrections of former lists, which includes animals born or registered after former removal from the list, classified by pedigree number;
4. Official register of purebred European bison born in a particular year, which includes all animals registered by breeders born in the last year, sorted by pedigree number;
5. Changes in European bison in a particular list, which includes information relating to deaths and transfers between breeders in the last year, sorted by pedigree number;
6. List of all living European bison on 31 December in a particular year, which includes all animals in enclosed breeding centres arranged alphabetically by country and breeder name;
7. Index of owners.

Animals, which are individually registered, are divided into two genetic lines: animals from the Lowland line are printed in bold letters and those from the Lowland-Caucasian line, in normal fonts.

During the process of European bison restitution, two periods can be distinguished. The first, lasting until 1952, involved the intensive breeding of European bison in zoological gardens, parks, and specially created reserves. A second period commenced with the creation of free-living herds. Now (in the year 2000) the total global number of European bison is about 2,900 individuals, including about 1700 animals in free and semi-free populations. These figures represent pure blood bison, registered in the European Bison Pedigree Book (EBPB). At least 700 animals remain outside this inventory because of a lack of reliable information from owners. Turnover involving these animals and attempts at including them in the pedigree system, without necessary documentation, may cause a serious threat to the world population of European bison.

# Conservation Status

For centuries the European bison was under special protection as it was considered the property of Polish kings, Lithuanian princes and Russian Tsars. One of the first legal acts concerning bison protection was the so-called “Lithuanian Statutes”, declared by Polish King Sigismund the Old in 1553. The death penalty was imposed for killing European bison by Sigismund August (1520–1572). Vladislaus IV introduced strict protection of royal forests in Poland and their game (1641). From 1803, the Russian Tsar Alexander I ordered the special protection of European bison in Białowieża Forest. For at least two centuries, European bison were fed during the winter here (*cf.* Karcov 1903) and in other places. However, no measure of protection helped stop the species extinction in the wild at the end of WWI.

Today the danger of extinction to the largest mammal of the Eurasian Continent remains; however, in many respects (number, distribution) the situation for the species seems to be better now than at the beginning of the 20th century. Yet, further bison restitution efforts encounter

numerous unsolved problems. Many threats still faced by the species indicate the necessity for its active protection and special care. Such actions might include legal protection by law in every country, according to its current status on Red Lists or Red Data Books, and the creation of free-ranging populations within the territories of national parks or reserves.

On the continental scale, the European bison is included in Appendix III (protected fauna species) of the Bern Convention on the conservation of European wildlife and natural habitats and is treated as an endangered species (EN: A2ce, and C2a(i)) by the 2003 IUCN Red List of Threatened Species. The overview presented below indicates that European bison should be in Bern Convention, Appendix II – strictly protected fauna species. It should also be included in the Habitat Directive of the European Union (Appendix II and IV) as suggested by several European countries (e.g., Poland, Romania, and others).

There is no international strategy on captive breeding for the European bison world population and we know

Herd of European bison at the feeding place in the open glade of Białowieża Forest.



Y. Kleinlogel



The bull "Poranek" No EBPB 980 one of first animals released into Białowieża Forest.

Z.A. Krasifski

that some regional strategies have only been recently prepared. The European Association of Zoos and Aquaria (EAZA) started the European Endangered Species Programme (EEP) in 1996. In the year 2000, 405 animals in 62 breeding centres (35% of the world captive population) participated in this programme. The rules of the programme included:

1. evaluation of genetic value of animals using pedigree information;
2. transfers of animals between participants; and
3. preparation of management guidelines for the species.

It is necessary to emphasise the importance of the European Bison Pedigree Book (EBPB), which not only registers and publishes lists of European bison, but also keeps an eye on the genetic purity of the species. EBPB is the only source of information about the genealogy of the species' global population from the beginning of its restitution (beginning of 20th century) to the present day. Nevertheless, not all owners of captive bison groups sent information to the EBPB editor annually, and some do not cooperate with EBPB at all. Of course, these groups

are usually very small (1–4 animals), but larger groups also exist. [In 1987 to 1992 three German owners of large captive groups terminated all contact with EBPB: Bayreuth (14 animals), Hohenstand (24 animals), and Krechting (41 animals). EBPB has no information about semi-free ranging herds in Gurley, USA (28 animals), Preslav, Bulgaria (73 animals), Voden, Bulgaria (75 animals), Bucşani-Neagra, Romania (45 animals), and others.] Animals from such breeding groups with no contact with the EBPB editor risk losing their pedigree status and will not have the possibility of introductions to other herds of pureblood European bison. The same is true for animals bought by dealers, who are unable to supply precise information regarding the fate of the animals they are buying and selling. The EBPB should publish some genetic guidelines (e.g., list of genetically important animals) for owners and managers of captive groups. In any case, the EBPB is a necessary tool for successful restoration of European bison, and the Editorial Office of the EBPB and the IUCN/SSC Bison Specialist Group are very thankful to all owners and breeders of European bison (captive and free-living), groups for their information and cooperation.

# The Origin of the European Bison

The general assumption is that the genus *Bison* (H. Smith, 1827) has its origin in southern Asia. From the late Pliocene of India (Sivalik) deposits of *Probison dehmi* (Sahmi *et* Kahn, 1968) are known, while *Protobison kushkunensis* (Burtshak-Abramowitsch, Gadziev *et* Vekua, 1980) comes from the late Pliocene of Trans-Caucasia. According to Flerov (1979) *Bison sivalensis* (Lydekker, ex Falconer, 1878) can be traced from the first of these forms. Late Pliocene *Bison paleosinensis* (Teilhard de Chardin *et* Pivetau, 1930) is probably a representative of *B. priscus* (Bojanus, 1829) (McDonald 1981).

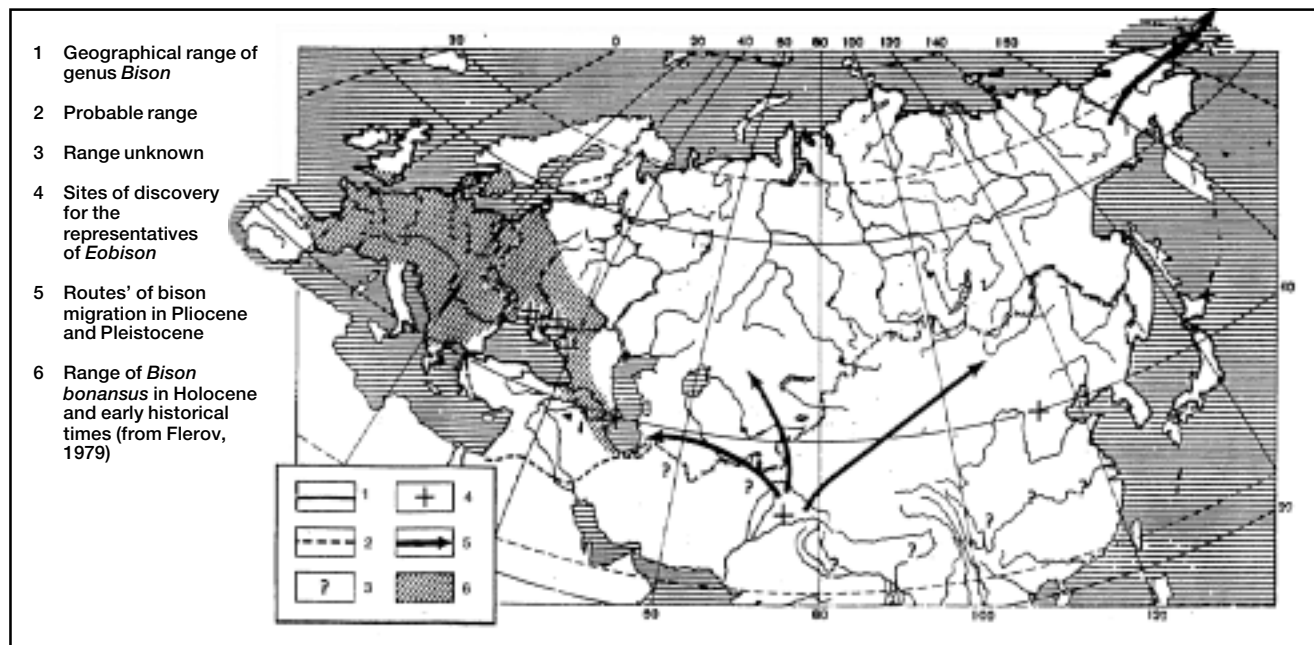
During the late Pliocene and early Pleistocene bison were widely spread throughout the temperate zones of Asia and Europe (*cf.* Figure 3.1). They also crossed the Bering Strait to North America (Flerov 1979).

Forms reaching from Asia to Eastern Europe (near the Black Sea and the south Ukraine) during Villafranchium were relatively short-horned. Longhorn forms (*B. priscus*) developed in large areas of Europe and Asia, from England to Manchuria during the mid-Pleistocene. With the cessation of glaciation bison became smaller in size, especially in Western Europe, with shorter horns (*cf. B. priscus mediator*) as compared with East Europe and Asia (*B. priscus gigas*). During the early Holocene bison were still widespread but still did not inhabit northern Europe. At the end of the Würm (15,000–10,000 BP), a transitory form appeared between *B. priscus* and *B. bonasus*, described

as *B. bonasus major* (Hilzheimer, 1918). *B. bonasus* did not occur in central Europe until the late Holocene. During the last glaciation (*c.* 10,000 BP) *B. bonasus* appeared in Denmark, Sweden and in the Caucasian region. (*cf.* reviews in Pucek 1986; Bauer 2001).

Flerov (1979) claims that both the European bison *Bison bonasus* and the wood bison *Bison bison athabasca* come from the Palearctic *B. priscus*. McDonald (1981) and some other authors claim, that the European bison may be derived from late Pleistocene re-emigrants from North America. Craniometrical research by van Zyll de Jong (1986) reveals a great similarity between Holocene and late Pleistocene bison of Eurasia and North America, which makes an earlier hypothesis of a common ancestor very probable (*cf.* Skinner and Kaisen 1947; Bohlken 1967). Most recent authors, on the base of significantly different morphotypes and extreme disjunctive distribution continue to give the European bison and North American bison the status of a separate species, disregarding their interbreeding (*cf.* Wilson and Reeder 1993). In this review, European bison *Bison bonasus* is treated as a separate species. This conclusion is significant when considering problems of genetic purity of Lowland European bison, *B. b. bonasus* and its crossbreeds with Caucasian subspecies *B. b. caucasicus* (Lowland-Caucasian line) as well as their hybrids with North American bison *Bison bison*.

**Figure 3.1. Distribution of *Bison* in Europe and Asia.**



## Taxonomy



M. Hlawiczka

The group under the oak trees in Puszczyna Reserve, Poland.

European bison *Bison bonasus* (Linnaeus, 1758) belong to the Family *Bovidae* (Gray, 1872), Subfamily *Bovinae* (Gray, 1821), Genus *Bison* (H. Smith, 1827). Sometimes it is treated as a synonym of *Bos* (Linnaeus, 1758) according to Groves (1981). Three subspecies are recognised (but see Rautian *et al.* 2000):

*B. b. bonasus* (Linnaeus, 1758) – (from Białowieża Forest)

*B. b. hungarorum* (Kretzoi, 1946) – Carpathian Mountains and Transylvania, Extinct

*B. b. caucasicus* (Turkin *et* Satunin, 1904) – Caucasus region, Extinct

## Genetic Structure of the Species

All pure-bred European bison are the descendants of a basic group of 13 animals and represent a recombination of only 12 diploid sets of genes (Slatis 1960). Eleven of the 12 founder animals (all *B. b. bonasus*) originated solely from the Białowieża Primeval Forest, from the Berlin and Budapest zoos and Pszczyna. One bull of *B. b. caucasicus*, born in 1907 in the Caucasus Mountains, was brought to Germany in 1908. Therefore, genetic problems can have a strong influence on the preservation of European bison, on long-term viability, and the adaptability of its populations.

Two genetic lines are distinguished in recent populations of the species:

- **The Lowland line (L or Białowieża line)** originates from only seven founders (4 males; 3 females) and includes pure animals of *B. b. bonasus* subspecies. A small, but important, part of this Lowland line included a group

derived from a few animals brought from Białowieża to Pszczyna in 1865 (1 bull and 3 cows) and supplemented throughout 1909 by five cows from Białowieża and three other bulls. Three animals (2 males; 1 female) survived until 1922 (Czudek 1930; Pucek 1991). This group was later mixed (after World War II) together with original Białowieża animals.

- **The Lowland-Caucasian line (LC)**, (*B. b. bonasus* × *B. b. caucasicus*) originate from all 12 founders (5 males; 7 females) including the bull of the Caucasian subspecies.

Several studies proved small levels of genetic variability in Lowland European bison from the free-living population in the western part of the Białowieża Forest (Poland). The average heterozygosity of proteins coded by 20 loci was

The herd in Białowieża Primeval Forest.



J. Walencik

indicated as 3.5% (Gębczyński and Tomaszewska-Guszkiewicz 1987). Similar studies using electrophoresis of many more proteins at 69 structural loci showed the average heterozygosity equal to 1.2% and only 5.8% of loci were polymorphic (Hartl and Pucek 1994). Genetic variability of European bison in the Lowland line from Białowieża Forest (Belarus and Poland) and captive herds of the Lowland-Caucasian line (Prioksko-Terrasnyj and Oka reserves) were studied. Variability and differentiation of proteins (22 loci, Sipko *et al.* 1997), blood group systems (9 systems, 57 antigens, Sipko *et al.* 1995), kappa-casein gene (Sipko *et al.* 1994; Burzyńska and Topczewski 1995), and the major histocompatibility complex class II DRB and DQB gene (Udina *et al.* 1994) were investigated. These studies generally show that genetic diversity within and among European bison lines is considerably lower in comparison to that within and among cattle breeds. From 57 antigens stated for European bison 28 (almost half) were widely distributed (in 94.6%) but the other 29 antigens were only found in 5.4% of all animals tested (Sipko *et al.* 1996). The evidence of high inbreeding is connected with a very small polymorphism of molecular and biochemical markers, especially for the Lowland line (Sipko *et al.* 1997, 1999). In all studies, observed genetic diversity was lower in the Lowland line than the Lowland-Caucasian line. Sipko *et al.* (1997) calculated the level of heterozygosity for both lines, the Lowland line was equal to 1.2–3.8% and the Lowland-Caucasian line was higher at 4.4%.

Asymmetry of non-metric characters of European bison skulls from different recent and sub-recent populations of European bison indicates an increase in indices of asymmetry with time. This increase of asymmetry is parallel with higher inbreeding values. The Lowland-Caucasian line shows lower indices of asymmetry than the Lowland line. The highest symmetry was observed in pure wild *B. b. caucasicus* whose skulls are preserved in museum collections (Rautian *et al.* 1998).

It is obvious that genetic variation in the European bison has been seriously decreased by the historical population bottleneck; however, the presented studies were only conducted on a small part of the European bison population (10% of free-living, and 1% of captive animals).

Genealogical analysis can be an effective source for more complete information, because most captive European bison have known pedigrees (*cf.* European Bison Pedigree Book), including those released animals which founded free-living herds. This pedigree data enables the procurement of parameters, which explain the genetic structure of populations. One such parameter is the

inbreeding coefficient, which shows the homozygosity of an individual. Mean kinship (*mk*) presents the relation of the individual within a population. The founder genome contribution and retention explain the gene pool structure. The values of those parameters for different herds are presented in Tables 6.1–6.4.

Data sources for the European Bison Pedigree Book indicate that the world population of European bison is highly inbred. As found during the 1980s the average inbreeding coefficient for the world population was equal to 20.2%. The average inbreeding coefficient for live animals with full pedigree in the late 1990s was equal to 43.98% for the Lowland line; and was much smaller and equal to 26.28% for the Lowland-Caucasian line (Olech 1998). It is known, of course, that the Białowieża population was isolated for a long time (at least since the 17th century) and these calculations can be made for the last five to six generations. The inbreeding depression has been shown to be very small in this species, but can influence stability of development and the demographic characteristics of the herd (Sipko *et al.* 1999). The only negative influence of inbreeding found up to now is in the viability of young animals (Slatis 1960; Olech 1987; Belousova 1993). Recent studies show significant positive correlations between the level of inbreeding and the mortality of young animals existing in the Lowland-Caucasian line. For living animals from the Lowland line with a much higher level of inbreeding, a relation between inbreeding and mortality was not found (Olech 1998). The estimated number of lethal equivalents in the captive group is very low (0.16 – Belousova 1993, 0.3 – Pucek *et al.* 1996) and lower than for other species (from 1.4–30.3 with a median of 3.1 – Ralls *et al.* 1988). Successful breeding of a species can be strongly associated with the maintenance of genetic diversity in a population. In the studies made in the Prioksko-Terrasnyj reserve the harmful effect of low levels of genetic variability (founder genome equivalent / *fge* < 1.3) was shown in female fertility, the viability of calves, and young animals (Belousova 1999).

Inbreeding has a depressive effect on skeletal growth, more expressed in females. Inbreeding in particular affects the skeletons of Lowland-Caucasian animals (Kobryńczuk 1985). Increased inbreeding causes neurocranium shortening and elongation of the skull basis, which results in elongation and narrowing of the splanchnocranium. Furthermore, the skeleton of the distal appendage elements is also elongated, while the scapula is shortened. All these changes indicate that the skeleton of Lowland-Caucasian bison approaches that of pure *B. b. caucasicus*, as inbreeding towards the founder of this subspecies increases.



# Origin and Genetic Characteristics of Breeding Lines

The Lowland line (L, or Białowieża line) originates from Białowieża Primeval Forest and includes animals of *B. b. bonasus*. It is managed as a separate (closed) population. This line, derived from seven founders, lost the majority of its genetic diversity during the first period of the species restitution (Table 6.1). The effective founder number decreased rapidly at the beginning of the restitution and in 1945 was very small ( $fge=1.7$ ). Presently the level of genetic diversity is lower in the captive world population ( $fge=1.37$ ) than it was in free-living herds at the moment of their creation ( $fge=1.6$ ). Over 55 years (between 1945 and 2000) the loss of genetic variability within captive groups continued. This is not only expressed by the founder genome equivalent ( $fge$ ) which changed from 1.7 in 1945 to 1.37 in 2000, but also by the fact that the relationships between animals increased (average mean kinship  $mk$  changed from 30.3%–36.5%) (Belousova 1999; Olech 2002). The value of mean kinship for animals within recent populations ranges from 26.7%–65.9% (Olech 2002) and shows that the Lowland line is very homogenous.

Genes of two founders (male 45, “Plebejer” and female 42, “Planta”) are over-represented; their genetic contribution in the Lowland line gene pool is higher than 84%. The rest of the founders made a very small contribution; for four founders, it was no higher than 3%. The same situation concerns the retention of founder genes. Only two founders (Nos. 45 and 42) saved more than 50% of their genotype in the living Lowland line. Between 17%–34% of the other five founder’s genes were saved in the actual population. The contribution of founder’s genes is fairly stable, but the retention of each of the founder’s genes is decreasing (Table 6.1).

Due to the bottleneck between 1940 and 1945, the present world population of the Lowland line has copies of the same Y-chromosome from the founder No. 45 “Plebejer”.

The number of European bison of the Lowland line living in free-ranging herds is close to 900 distributed in 12 herds over the territories of Poland, Belarus, and Lithuania (Table 9.1). The genetic variability of those herds, at the time of their founding (starting in 1952), was very low (Belousova 1999). The highest initial variability was found in European bison herds in Białowieża Forest ( $fge=1.4$ ) which were created during the first reintroduction. In the Polish part of the Białowieża herd the participation of founders is very interesting because there is a lower contribution from founders 42 and 45. Two herds in Borisovskij leskhoz (Belarus) and Panevezys-Pasiliu

Stumbrynas (Lithuania) went through very serious founder bottlenecks and had very low genetic variability ( $fge=1.2$ ) (Table 6.3). Other small herds, such as those in Wałcz forest (Poland) could be in a very similar situation from a genetic point of view. Only three herds (Puszcza Białowieńska, “Belovezhskaya Pushcha”, Puszcza Borecka, about 630 animals in total) are estimated to be genetically and demographically successful populations. In fact, no free-living herd is safe (genetically or demographically) in the long term because of the low level of variability from the start.

The captive part of the Lowland line population numbers about 295 animals dispersed throughout 43 breeding centres and zoos. In half of the herds (240 animals in 22 herds) animals of only the Lowland line can be found, but in other herds, animals of both lines are kept together. Animals of the Lowland line are found in all captive herds in Poland (c.170) (EBPB 2001). All Polish captive herds are treated as one population by a special breeding programme that includes a system of animal exchange (Olech 1997). Genetic variability estimated on pedigrees has decreased very slowly in the last few years (Table 6.1).

The Lowland-Caucasian line (*B. b. bonasus* × *B. b. caucasicus*) (LC-line) [in older Russian literature also called Caucasian-Białowieża line] has always been managed as an open population and sometimes mixed with the Lowland line. The LC-line contains genes of one *B. b. caucasicus* bull (No. 100 “Kaukasus”) and of all 11 founders of *B. b. bonasus* (4 males and 7 females). The main part of the line’s gene pool and genetic variability were lost at the beginning of the species restitution, a process continuing to this day (Table 6.2). The founder genome equivalent for the captive part of the Lowland-Caucasian line is decreasing rapidly, from  $fge=4.5$  in 1945 to 3.1 in 2000. The contribution of No. 100 “Kaukasus” and four females (Nos. 96 “Gatczina”, 95 “Garde”, 35 “Plewna”, 46 “Placida”) which did not participate in the other line is decreasing because of the Lowland line influence. At the same time, the contribution of seven founders common to both lines is increasing. The value of mean kinship has increased, especially in the last five years. The founder genome equivalent is much lower in free-living herds ( $fge=2.0$ ) than in the captive part of the world population ( $fge=3.5$ ) (Belousova 1999). Not all twelve founders are represented in free-living herds. Founder No. 46 “Placida” has not contributed to any herd, and in some herds the genes of founders Nos. 35 “Plewna” and 147 “Bismarck” are not found.



**Table 6.1. Genetic characteristics of the Białowieża line population (acc. to data of Belousova 1999; Olech 2002).** Pedigree number and name of founders are given in decreasing participation.

Genetic characteristics		Captive population						Free-living population *	
		1945		1995		2000			
Number of founders		7		7		7		7	
Founder genome survival		3.9		2.8		2.75		3.3	
Founder genome equivalent ( <i>fge</i> )		1.7		1.4		1.37		1.6	
Mean kinship ( <i>mk</i> ), %		30.3		36.3		36.5		31.7	
Founder allele participation (%)	1	1	2	1	2	1	2	1	2
Founder allele retention (%)	2								
45	Plebejer	56.4	97.9	55.0	86.1	54.5	87.5	44.8	92.4
42	Planta	28.8	70.9	29.6	59.9	29.4	61.2	36.3	64.4
87	Bill	3.0	43.7	2.9	29.0	2.6	28.4	5.2	39.9
89	Bilma	2.8	43.6	2.9	29.9	2.6	28.2	5.1	39.7
16	Plavia	4.2	57.8	4.7	37.8	5.5	34.0	4.6	43.9
15	Begrunder	2.6	37.2	2.4	19.3	2.7	17.1	2.6	23.6
147	Bismarck	2.2	38.0	2.4	20.9	2.7	18.4	2.4	25.1
*The situation at the initial moment of a free-living population									

\*The situation at the initial moment of a free-living population

**Table 6.2. Genetic characteristics of the Lowland-Caucasian line population (acc. to data of Belousova 1999; Olech 2002).**

Genetic characteristics	Captive population						Free-living population *	
	1945		1995		2000			
Number of founders	12		12		12		11	
Founder genome surviving	7.9		7.0		7.0		4.6	
Founder genome equivalent ( <i>fge</i> )	4.5		3.5		3.1		2.0	
Mean kinship ( <i>mk</i> ) ,%	11.2		14.6		16.1		24.9	
Founder allele participation (%)	1		1		1		1	
Founder allele retention (%)	2		2		2		2	
45 Plebejer	25.1	97.3	21.2	90.1	22.9	92.2	31.6	89.5
42 Planta	14.8	69.3	16.7	65.1	18.3	66.3	24.5	66.5
87 Bill	6.1	71.5	7.6	65.6	9.0	66.2	10.5	60.5
89 Bilma	10.0	86.1	10.2	81.6	11.7	81.2	11.9	73.0
16 Plavia	10.5	88.5	8.9	77.9	8.2	78.5	5.3	46.5
15 Begrunder	9.7	81.1	8.5	69.9	7.7	71.0	5.2	36.5
147 Bismarck	0.8	38.0	0.6	24.2	0.5	25.3	0.1	11.5
100 Kaukasus	7.5	67.2	8.7	62.8	7.1	62.6	2.2	19.5
96 Gatzcina	6.8	65.8	6.5	56.9	6.4	56.8	6.2	37.0
95 Garde	4.0	39.0	4.8	34.0	3.8	33.8	2.3	15.5
35 Plewna	3.4	47.3	4.7	43.6	3.2	43.4	0.1	5.5
46 Placida	1.3	35.1	2.0	28.3	1.3	26.2	–	
*The situation at the initial moment of a free-living population								

\*The situation at the initial moment of a free-living population

Consequently, the genetic diversity within free-ranging herds is less than for animals in captivity. The retention and participation of the genes of five founders characteristic for this line is very small for free-living herds. This was due to the practice of mixing both lines when these herds were created. For example, the western part of the Bieszczady herd is closer to the Lowland line in its genetic characteristics (Olech and Perzanowski 2002). In this part of the Bieszczady herd the contribution of founders (No. 42 and 45) reached 83% (Table 6.4).

The founder's Y-chromosomes are not equally spread in the recent world population. The Y-chromosome of founder No. 45 "Plebejer" is most common in both free-living herds and captive groups. The Y-chromosome of

founder No. 100 "Kaukasus" can be found in the Bieszczady free-living herd and in some captive groups. The Y-chromosome of founders No. 15 "Begrunder" and No. 147 "Bismarck" were lost during the breeding process during 1945 to 1997. The last male descendant of founder 87 "Bill" died childless in 1935 (Sipko *et al.* 1999). In conclusion three of five Y-chromosomes were lost.

The free-living part of the LC line world population is about 700 animals forming 19 isolated (free or semi-free) herds in the territory of Poland, Russia and Ukraine (Table 9.2) (*cf.* EBPB 2001). None of these free-living herds are safe (genetically or demographically) in the long-term. During the last few years, the Nadvirnjanska and Zalisska herds (Ukraine) have probably lost an

**Table 6.3. Genetic characteristics and founder allele participation and retention (%) for chosen free-ranging herds of the Lowland line (the situation on the initial moment of a free-living population) (Belousova 1999; Olech 2002).** All measures estimated in comparison with all founder group (7 founders = 100% of genome).

Genetic characteristics	Puszcza Białowiecka		Belovezhskaya Pushcha		Puszcza Borecka		Borisovskij leskhoz *		Panevezys-Pasiliu stum. *		Lopatynska *	
Founder genomes surviving	2.8		2.9		2.6		1.8		1.9		1.7	
Founder genome equivalent ( <i>fge</i> )	1.4		1.4		1.4		1.2		1.2		1.0	
Mean kinship ( <i>mk</i> ), %	36.4		35.0		35.4		42.4		40.8		44.9	
Founder allele participation (%)	1		1		1		1		1		1	
Founder allele retention (%)	2		2		2		2		2		2	
45 Plebejer	41.9	84.7	48.2	90.5	51.8	83.7	50.1	77.3	49.9	77.7	43.1	65.6
42 Planta	33.2	61.5	33.6	61.4	30.7	61.9	33.0	51.7	32.9	53.1	35.3	47.6
87 Bill	6.0	35.2	5.9	36.6	2.2	22.1	5.9	16.8	6.7	21.5	8.4	19.3
89 Bilma	6.0	37.5	5.5	34.7	2.4	22.3	6.9	19.3	7.1	22.8	8.5	19.6
16 Plavia	6.4	45.3	3.4	34.1	6.4	36.8	1.8	7.6	1.7	9.4	2.4	7.9
15 Begrunder	3.2	21.0	1.6	16.4	3.2	18.2	1.2	4.8	0.8	4.5	1.1	3.9
147 Bismarck	3.2	25.3	1.8	19.3	3.3	20.2	1.1	4.4	0.9	4.6	1.2	4.0

\*The herds had lost, very likely, an essential part of the genetic variability and have it on extremely low level (*fge* = 1.2) (Estimated by VORTEX model simulation).

**Table 6.4. Genetic characteristics and founder allele participation and retention (%) in free-ranging herds of the Lowland-Caucasian line (the situation at the initial moment of a population).** Herds are arranged from west to east (Belousova 1999; Olech and Perzanowski 2002; Perzanowski *et al.* 2004).

Genetic characteristics	Bieszczady (west)		Bieszczady (east)		Majdanska		Nadvir-njanska		Bukovinska		Cumanska		Danivska		Cejskij zakaznik		Sknjatin-skaja		Teberdin. Zapov.	
Number of founders	10		10		9		9		10		9		10		10		10		9	
Founder genomes surviving	2.8		3.0		2.5		2.5		2.9		2.6		2.5		3.5		3.0		2.4	
Founder genome equivalents	1.5		2.0		1.8		1.6		1.7		1.7		1.6		1.9		1.6		1.5	
Mean kinship ( <i>mk</i> ), %	34.2		24.45		21.9		32.8		28.1		24.6		29.0		26.2		32.8		32.8	
Founder allele participation (%)	1		1		1		1		1		1		1		1		1		1	
Founder allele retention (%)	2		2		2		2		2		2		2		2		2		2	
45 Plebejer	55.6	82.8	22.5	57.9	29.7	63.6	35.5	71.7	35.8	75.8	31.3	70.0	38.9	77.6	36.0	85.9	23.3	70.9	33.2	64.2
42 Planta	27.4	56.4	18.8	46.8	23.6	49.2	27.0	53.1	26.9	54.4	23.6	50.6	26.7	53.4	26.5	61.2	25.9	52.1	26.7	48.8
87 Bill	4.9	28.6	12.1	45.5	10.4	34.9	9.7	34.2	9.0	39.4	10.3	34.7	9.1	31.9	9.3	51.7	9.8	37.5	9.9	33.5
89 Bilma	3.4	39.8	18.1	57.8	10.4	34.6	9.6	34.5	9.0	39.3	10.4	34.7	9.2	32.2	9.1	50.8	9.7	44.2	10.4	34.9
16 Plavia	2.2	18.9	5.6	18.7	6.5	18.4	4.1	14.4	4.9	20.4	6.1	17.9	4.0	14.0	4.9	30.6	8.4	25.4	4.8	15.5
15 Begrunder	1.8	14.6	5.6	18.6	6.4	18.1	4.8	16.1	4.8	18.8	6.1	17.9	4.0	13.6	4.6	24.9	8.1	24.5	4.9	13.4
147 Bismarck	0.4	4.2	-	-	-	-	-	-	0.1	1.1	-	-	0.1	0.8	0.2	6.3	-	-	-	-
100 Kaukasus	1.2	10.9	5.1	16.2	3.3	9.2	2.9	7.4	2.4	8.6	3.0	8.9	2.0	6.4	2.6	10.3	2.7	12.9	2.6	7.1
96 Gatzcina	1.8	14.5	7.1	22.1	6.4	18.1	4.5	14.0	4.7	17.4	6.1	17.9	4.0	12.8	4.5	20.0	5.2	24.2	4.9	14.8
95 Garde	0.9	7.0	3.6	11.0	3.3	9.3	1.9	6.0	2.4	8.8	3.1	9.2	2.0	6.5	2.5	10.4	2.7	10.2	2.7	7.3
35 Plewna	0.4	3.7	1.5	5.4	-	-	-	-	-	-	-	-	-	-	-	-	0.1	1.8	-	-
46 Placida	-	-	-	-	-	-	-	-	-	-	-	-	-	-	-	-	-	-	-	-

essential part of their genetic variability because of the very small number of animals. Only one herd (Bukovinska, 138 animals) can be regarded as a genetically and demographically successful population (Table 9.2). The Cejskij herd (north-west Caucasian region, Russia) is rapidly disintegrating because of poaching and its future is unclear. Because of the unstable situation in this region, two other herds (about 60 animals in total) were exterminated in the last years. There are seven very small and unstable herds and four herds undergoing the first steps of reintroduction.

The captive part of the Lowland-Caucasian line population is about 860 animals dispersed throughout

169 breeding centres and zoos. The captive population has lost a significant part of its gene pool in the first part of the species restitution and this process is continuing (Table 6.4). There is a successful breeding process in 71 larger captive groups (630 animals); 98 zoos have small groups (up to 4 individuals) only for demonstration purposes (225 animals); and 48 zoos did not send information to the European Bison Pedigree Book (EBPB) annually. In the last 10 years, more than 100 breeding centres and zoos were excluded from EBPB due to a lack of contact. That means that 730 animals from these breeding centres are not included in the only official register for pure European bison.

## Hybrids of European Bison

(European × American bison hybrids; European × American bison × Cattle hybrids)

A particular problem concerning the management of extant populations of European bison is the existence of hybrid herds, and first of all, European × American bison hybrids living in the Caucasus.

In 1940, five (1 male; 4 females) European × American bison hybrids (*Bison bonasus* × *Bison b. bison*) were introduced from Askania Nova reserve (Ukraine) and settled in the Caucasus Mountains, in the area presently known as the Caucasian Biosphere Reserve. At first, they were kept enclosed and mated with each other. Then (since 1949) they were crossbred primarily with males of the Lowland-Caucasian line (including 15 bulls that had been brought in 1948 to 1957, but only eight of them successfully bred). In 1954, these animals were released and progressively a free population developed. At the end of 1965, there were 449 (Kalugin 1968) so-called “pure-bred” or “mountain” bison in the Caucasian Biosphere Reserve and in neighbouring territories (Appendix 2 for details).

It was estimated that in 1960 this free-living population contained 5.24% of North American bison blood (Sipko 1990). The population had 1300 animals in 1984 (Yazan and Nemtsev 1985) and was growing until 1993 when poachers began to disturb it. In 1999, there were only about 550 individuals.

Quite recently these hybrids have been formally described as a new subspecies [!] of European bison *Bison bonasus montanus* Rautian, Kalabushkin *et* Nemtsev, 2000 and included in the Red Data Book of Republic Adygea and protected as a species in the reserve (Rautian *et al.* 2000).

In 1959 to 1967 a new mixed free-living herd of European × American bison hybrids was organised in that region, near Nalchik, east of the Caucasian Biosphere Reserve. There were about 250 animals in 1993, but in 2001 only 18 remained. Simultaneously with the acclimatisation of these hybrids, free-ranging herds of pure blood Lowland-Caucasian European bison were established in the Caucasus Mountains, not far from hybrid herds. Fears are that all these animals will cross-breed, creating a mixture of various genotypes. According to Russian authors, the distances between herds are not so great, but the configuration of mountain ridges and valleys make it impossible for contact between them.

There are also two other semi-free herds of hybrids: one herd, European × American bison hybrids, is in Toksovo Forest Park, near St. Petersburg (10 animals); the other herd, European × American bison × cattle hybrids, lives in the 200ha fenced territory in Mordovia Wildlife Reserve (*c.* 15 animals in 2001).

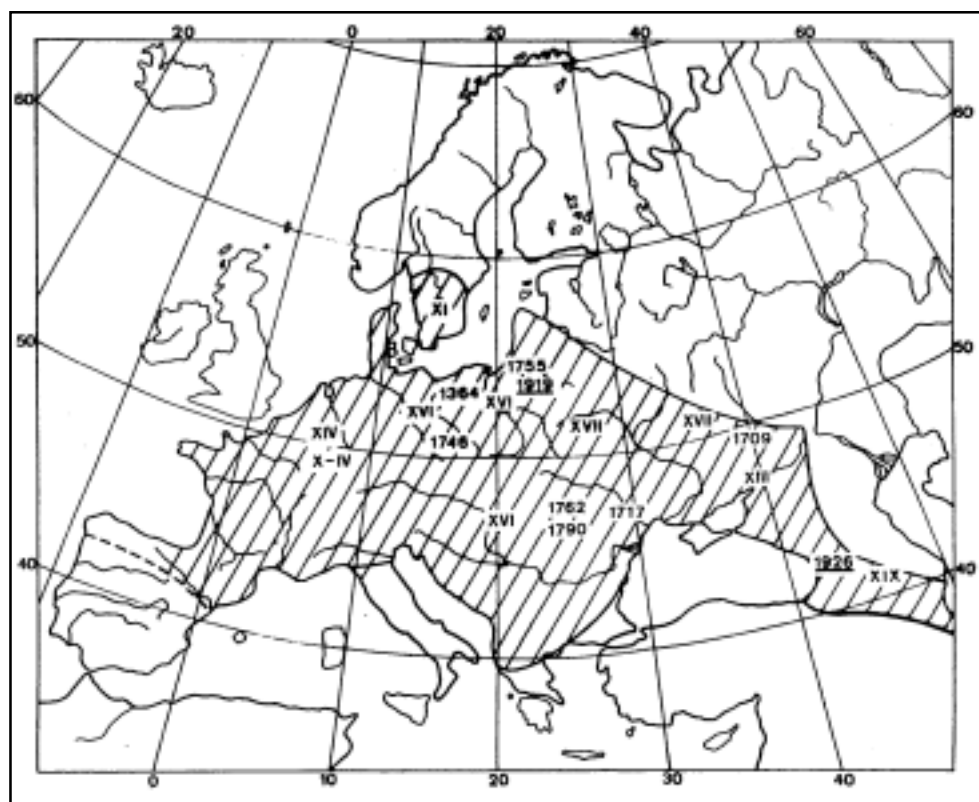
## Distribution

### 8.1 Distribution of the species in historical times

In historical times the range of European bison covered western, central and south-eastern Europe, extending up to the Volga River and the Caucasus (Figure 8.1). European bison probably also occurred in the Asiatic part of the Russian Federation, but reconstruction of this range requires further research (Flint *et al.* 2002). There is a consistent opinion that the shrinkage of the European bison range on the continent was caused by the progress of civilisation and that protective actions could not effectively protect the species. The process of extinction started from the west, the south and the north. Bison in Gallia were the first to die out (8th century). In the north of Sweden bison only survived until the 11th century. In the 7th century, the European bison's existence was reported from the north-east of France. In the Ardennes and in the Vogues these animals survived until the 14th century. In Brandenburg by the 16th century, they were already kept, and bred in enclosures. At the end of the 17th century (1689) an attempt was undertaken in Mecklenburg to release European bison from enclosures, however, this was

unsuccessful. In the 12th century, the existence of European bison was reported from the Usocin Forest on the Oder River, near Szczecin. Bison existed in West Pomerania until the year 1364. Thanks to the protective actions of Wilhelm I, bison survived relatively long in eastern Prussia. In 1726, their number was estimated at 117 individuals (Genthe 1918), but in 1755 the last two animals were killed by poachers between Labiau (today Polesk) and Tilsit (today Sovetsk) (Karcov 1903; Heptner *et al.* 1966). From Prussia and Poland, European bison were transported to Saxony in the 16th century, and kept in enclosures. In the years of 1733 to 1746 these animals were set free. They survived in enclosures in Kreyern and later in Liebenwerda until 1793. In the 16th century bison became extinct in Hungary, although free animals survived a relatively long time in Transylvania. The last individual was poached in 1790. In Romania, the last European bison was killed in the Radnai Mountains in 1762.

In Poland, by the 11th and 12th centuries bison populations were limited to larger forest complexes, where they were protected as the royal game. In the 15th century, they were found in Białowieża Forest, Niepołomicka Forest, Sandomierska Forest, near Ratna on the Pripet River and



**Figure 8.1. Range of European bison in Holocene and early historical times (shaded area).** Roman and Arabic numerals mean respectively century or year of the last bison record in a given part of the range (source: compiled from Heptner *et al.* 1966; Flerov 1979; Kirikov 1979; Pucek 1986; Bauer 2001).

in Volhynia (Sztolcman 1924). In the Kurpiowska Forest, they became extinct in the 18th century. The last European population in Białowieża Forest was protected until its extinction in the spring of 1919 (Genthe 1918; Sztolcman 1924; Wróblewski 1932; Okołów 1966; Krysiak 1967).

There is direct and indirect evidence of the European bison's existence within the former Soviet Union until the 17th and 18th century. Along the River Don, European bison was preserved until 1709, in Moldova up to 1717. The last free population survived in the Caucasus until 1927 (Heptner *et al.* 1966; Kirikov 1979).

It can be assumed that in historical times the European bison was subject to gradual shrinkage and fragmentation of the range, decreasing numbers and increasing isolation of sub-populations leading to extinction.

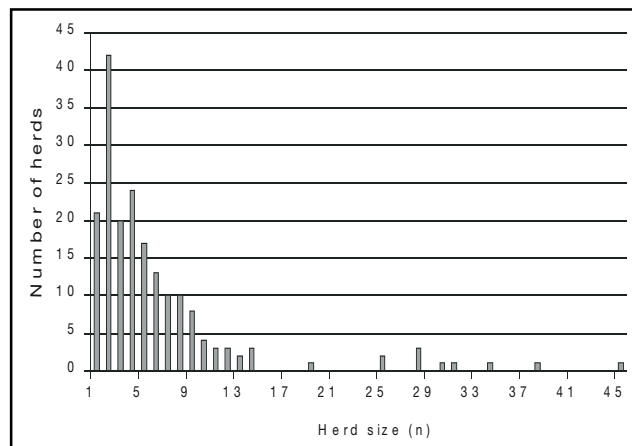
An interesting theory refers to the effect of climate on the range of bison. According to Heptner *et al.* (1966), the depth of snow cover (50cm-thick snow cover limited the species' spread to the north) determined the northern border of the species range (see also Vereshchagin and Baryshnikov 1985). In many regions inhabited by bison in historical times, the thickness of snow cover exceeded that value (e.g., within the last 50 years in the Białowieża Forest the monthly maximum depths of snow cover approached that value in five years, exceeding it considerably in two years – 1970 and 1979). This could be a significant factor hindering the bison's survival in that part of its range.

## 8.2 Recent distribution

### 8.2.1 Captive breeding

European bison are kept in enclosed breeding centres (EBC), zoological gardens, and specially created reserves (191 in the year 2000). The number of bison breeding centres was growing rather slowly as was the number of

**Figure 8.2. Number of herds in Enclosed Breeding Centres (EBC) according to size (source: EBPB 2000).**



**Table 8.1. Total number of captive European bison registered in the European Bison Pedigree Book on 31 December.**

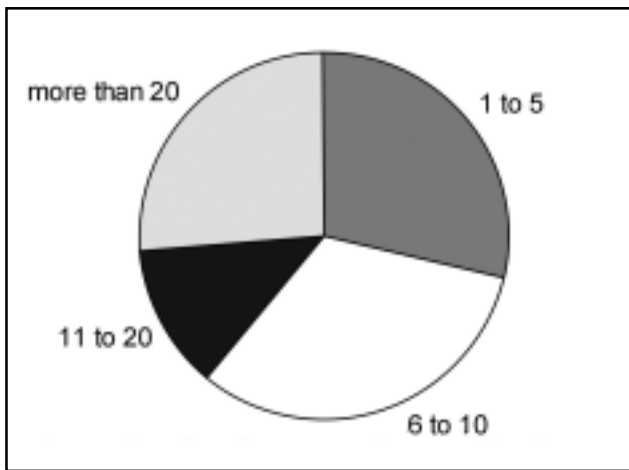
Year	1960	1970	1980	1990	2000
Number of countries	18	24*	30*	40**	30**
Number of breeding centres	44	144	225	266	191
Number of animals	422	700	1247	1477	1153

\*Both German countries treated together, \*\*independent countries of former USSR treated separately.

**Table 8.2. Distribution of number of herds representing two genetic lines in different countries (EBPB 2000).**

Country	Total	With one sex	Only L line	Only LC line
Austria	6	5		5
Belgium	2			2
Belarus	1	1		1
Brazil	7	3	1	4
Canada	6	2		6
Croatia	1	1		1
Czech Rep.	7	2		6
Denmark	3	1	1	2
Estonia	2	5		2
Finland	2			2
France	11		1	9
Germany	73	11	1	61
Great Britain	4			4
Hungary	1			1
Ireland	1			1
Italy	5	1		5
Japan	2	1		2
Lithuania	2		1	
Netherlands	3			2
Poland	16	2	16	
Portugal	2	1		2
Russia	9	4		8
R.P.A.	1	1	1	
Romania	2	1		2
Slovakia	2	1		2
Spain	5			3
Sweden	8	1		8
Switzerland	3			3
Ukraine	2	1		2
U.S.A.	2			2
Total	191	45	22	148

animals kept there until the beginning of the last decade. However, only 11.5% of EBC have groups larger than 10 individuals, and 23% of centres keep animals of one sex (7.4% of the bison world population) (Figure 8.2, Table 8.2). These small groups are held in zoological gardens mainly for the purpose of demonstration and less for the propagation of a threatened species. It is of little surprise that during the 1970s, 8–10 of the larger breeding centres with 20–50 bison provided over 50% of the population increase (Woliński 1984). Recently (EBPB 2001) only 27%



**Figure 8.3. Number of captive European bison according to herd size (source: EBPB 2000).**

of the world population lives in large herds of 25–45 animals (Figure 8.3). During the last decades, a dramatic decrease in the number of breeding centres and animals being bred has been observed (Table 8.1).

European bison EBC's are well distributed in 30 countries of the world (Table 8.2). Most of the herds are from the Lowland-Caucasian line (148) and only 22 are from the Lowland line, and of those 16 are located in Poland. Unfortunately, for about 55 herds unproved data has been published in the European Bison Pedigree Book in the year 2000.

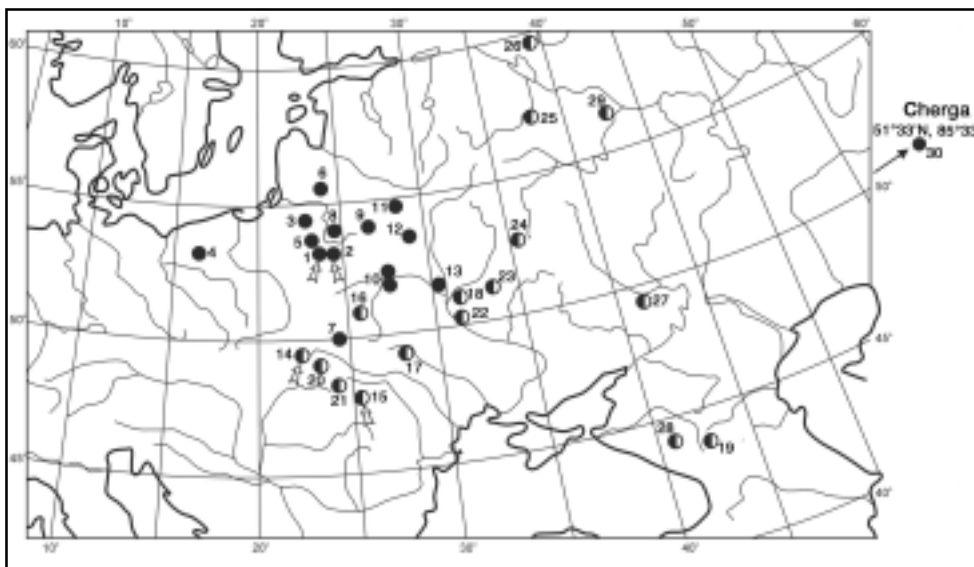
### 8.2.2 Free-ranging and semi-free herds

The first reintroduction of European bison to forest ecosystems started in Białowieża Forest in 1952. From about 1960, a reproducing population was established

(Kraśiński 1983). Similar attempts were also made in the Byelorussian part of Białowieża Forest (Korochkina and Kochko 1983). During the following period, further free-ranging herds were formed in Poland, Lithuania, Belarus, Ukraine, Russia and Kyrgyzstan, some of them outside the historical range of the species. At the end of 2000 there were 30 such herds registered in EBPB, (including two semi-free in large enclosures) (Figure 8.4 and Tables 9.1, 9.2).

There were further initiatives to create free-ranging herds, but they failed to be successful due to different reasons, including the extinction of herds in the Caucasus and a lack of information about other ones (e.g., Sarychelekkiskij Reserve, Kyrgyzstan) (Table 9.2). Nearly all free-ranging bison herds are distributed within the eastern part of the historical range of the species (Figure 8.4). In the main, Lowland line bison occupy the northern part of this range and Lowland-Caucasian animals in the southern part (Figure 8.4). Unfortunately, the suggested separation between the genetic lines has not been strictly observed in all areas throughout the reconstructed range. This idea of separation between L and LC lines is one of the basic recommendations outlined by the establishment of the EBPB. Today, this general principal is maintained, and will remain so until more facts are known about the genetic structure of the species as a whole and the lines distinguished (*cf.* Pucek *et al.* 1996b).

Summarising this chapter, we can say that the recent distribution of European bison is much more advantageous when compared to that prior to their extinction in the wild. During the last decades, the number of bison breeding centres has been increasing, as has the number of countries where this species can be found (Pucek 1991). During the last 10 years, or so, however, progress appears to be slowing down (*cf.* EBPB 2001).



**Figure 8.4. Distribution of free-ranging and semi-free herds of European bison at the end of 2000. Black points – represent herds of Lowland line listed in Table 9.1, black and white points – animals of Lowland-Caucasian line, listed in Table 9.2. Arrows indicate herds larger than 100 individuals.**

## World Population Numbers

Dynamics of the world population of European bison are illustrated in Figure 9.1. The total number of bison registered in EBPB in the world at the end of 2000 was estimated at approximately 2,860. In the first period of restitution, the number of bison was growing very slowly, the rate of growth being seriously disturbed at the end of World War II. In the years 1943 to 1946, the number of bison declined by 42% [from only 160 animals in 1943 to 93 (43 males; 50 females) at the end of 1946!]. This was the second dramatic decrease in bison population numbers in its history (Raczyński 1980; Pedigree Book of the European Bison 1947).

In subsequent years, the European bison population was gradually increasing, doubling every 5–6 years in the 1950s and 1960s. Then the number of bison doubled only every 11–12 years. A slowdown in the enlargement of the bison population has been observed in enclosed breeding centres (EBC) and in free-ranging herds, as well as in particular countries. The increase in European bison numbers in recent years is slower than could be expected on the basis of its reproductive potential.

The possibilities of the progressive enlargement of the European bison population seem to be gradually reducing. Bison numbers are subject to regulation, in several countries, at a low level due to habitat or economic constraints and/or maintained at a definite level, particularly during last decade. However, during the last

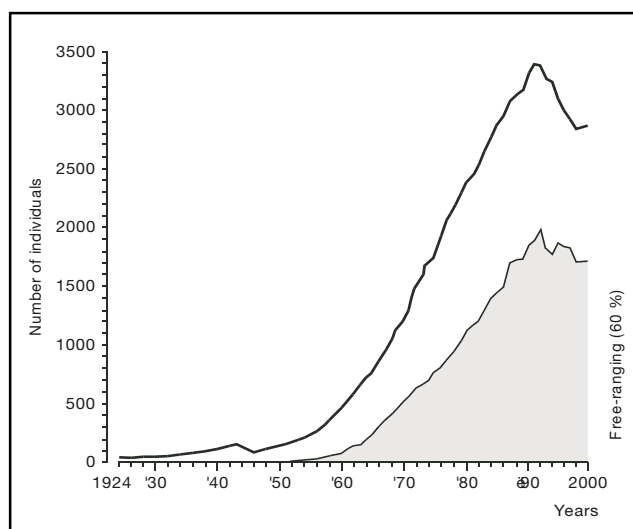
3–5 years (1996 to 2000) a significant decrease in numbers has been observed. In addition, birth rates have become fixed in some free-ranging herds (e.g., in the Białowieża Forest) at a lower level compared to the first years of the intensive population increase following introduction (Kraśiński *et al.* 1994a). Beside these factors, some small free-living herds have been exterminated (*cf.* situation in Caucasus Mountains and Table 9.2) or heavily poached. In Lithuania, for example, 20% of European bison have been lost during the last two years. Finally, a number of animals are no longer registered in EBPB due to the lack of contact from particular breeders (owners) with the office of the pedigree book. It means that not all European bison are registered and the total world population of the species is about a few hundred larger.

Slightly more than 80% of all captive European bison inhabit eight countries mainly in central and Eastern Europe (Germany, Poland, France, Russia, Sweden, Czech Republic, Great Britain and Spain). About 60% live in free and semi-free herds, distributed mainly within the historical range of the species (Figure 8.4). Nowadays, the largest population of bison exists in Białowieża Forest, on either side of the state border between Poland and Belarus (571 individuals at the end of 2000, 624 in 2002). Unfortunately, the border is reinforced by a physical barrier and thus contacts between the bison herds are impossible. This population is similar in size to the last one at the beginning of the 20th century. This is the only population of lowland European bison (*Bison bonasus bonasus*) of this size, and the needs of this species should be given priority (Pucek 1993). The numbers of other ungulates, particularly of red deer should be maintained at a level that would allow the existence of a large population of the European bison. It was not so long ago that high numbers of deer in the Belarusian part of the Białowieża Forest caused a reduction in food supply and a subsequent decrease in the reproduction parameters of European bison (Bunevich and Kochko 1988).

A further two herds larger than 100 individuals exist in Bieszczady (Poland) and Bukovynska (Ukraine) and five herds >50 individuals are in Poland, Ukraine and Russia (Table 9.1 and 9.2).

With regard to free-ranging or semi-free herds (30 in the year 2000), only about 30% of them contained more than 50 animals (*cf.* Tables 9.1 and 9.2). The free-ranging part of the European bison population (now 60% of the total – Figure 9.1) was almost doubling each decade from 1970 to 1990, but recently was found to be sharply decreasing, especially in the case of the Lowland-Caucasian

**Figure 9.1. Dynamics of World population of European bison registered in EBPB 1924–2000. Shaded area represents animals in free-ranging and semi-free herds.**



**Table 9.1. Population size and potential estimates of free-living herds of the European bison of the Lowland line.** Herds were arranged in three size categories and from west to the east in recent European bison range (cf. Figure. 8.4). Names of herds are consistent with those in European Bison Pedigree Book. Numbers are given on the 31 December of particular years.

No.	Owner, country	Population size					Foundation		Area of forest complex (occupied by bison), km <sup>2</sup>	Protection status	References	
		Initial	1970	1980	1990	2000	Potential	Origin of founders *				Year
<b><i>I. Demographically stable, with low risk of genetic variability losses in 100 years</i></b>												
1	Puszcza Bialowieska, Poland	28 (9,19)	197	242	272	306	250	PBP	1952–1966	580 (190–400)	National Park and managed forest	Scientifically managed, regulated; supplementary feeding during winter
2	“Belovezhskaya Pushcha”, Belarus	41 (25,16) 2(2,0)	63	169	315	265	200	BPB, PBP, Pszczyna, PTZ PTZ	1961–1967 1991	870 (520)	State National Park	Scientifically managed, regulated; supplementary feeding during winter
<b><i>II. Populations functioning at risk to the loss of genetic variability</i></b>												
3	Puszcza Borecka, Poland	15 (7, 8)	7	60	66	60	70	PBP, Pszczyna,	1970–1971	180 (107)	Managed forest	Scientifically managed, regulated; supplementary feeding during winter
<b><i>III. Populations consisting of &lt; 50 animals, not ensuring normal population functioning</i></b>												
4	Nadlesnictwo Walcz, Poland	8 (4, 4)	–	–	13	26	15	PBP	1983	(67)	Managed forest	Little supplementary feeding
5	Puszcza Knyszynska, Poland	6 (3, 3)	–	8	14	16	30	PBP	1973	840	Managed forest	Supplementary feeding during winter
6	Panevezys-Pasiliu stum., Lithuania	5 (2, 3)	–	–	20	30	?	PTZ	1973, 1974	?	?	?
7	Lopatynska, Ukraine	12 (7, 5)	–	6	9	9	60	Panevezys-Pasiliu	1980–1981	400 (160)	Managed forest	Unmanaged
8	Kolkhoz “Ozery”, Belarus	18	–	–	–	35	50	BPB	1998	?	Protected forest	Supplementary feeding during winter
9	Volozhinskij leskhoz, Belarus	15	–	–	–	39	50	BPB	1994	?	Managed forest	Supplementary feeding during winter
10	Pripiatskij Natl. Park, Belarus	8	–	–	14	30	50	BPB, PTZ	1987–1988	?	National Park	Supplementary feeding during winter
	Liaskovici	13				13	?	BPB	2000		Incl. Pripiatskij	?
11	Borisovskij leskhoz, Belarus	7	–	15	25	33	34	PTZ	1970–1976	100	?	Unmanaged
12	Osipovichskij leskhoz, Belarus	15	–	–	–	28	50	BPB	1997	?	Managed forest	Supplementary feeding during winter
13	Polesskij zapovednik, Belarus	17	–	–	–	26	50	BPB	1996	?	Wildlife Reserve	Supplementary feeding during winter
30	Cherga, Russia	12	–	–	24	15	?	PTZ	1982–1984	–	400ha enclosure, semi-free herd	Winter feeding
Sub-total (L line)			267	500	772	931						
* Origin of founders are determined by the name of breeding centre or a free-living population: PBP – Białowieża Forest (Puszcza Białowieska), or Pszczyna, Poland; BPB – Białowieża Forest (“Belovezhskaya Pushcha”), Belarus; PTZ – Priksko-terrasnyj Biosphere Reserve, Russia.												

line. Lowland line bison continue to increase (cf. Tables 9.1. and 9.2.). Only four herds are larger than 100 individuals (including two in Białowieża Primeval Forest) which according to earlier simulations (Pucek *et al.* 1996b) might have a lower risk of extinction in the near future. Unfortunately, some other herds recently decreased in size or are already extinct (Table 9.2.).

The stability of European bison numbers seems to be affected to some extent by elimination practices and hunting exploitation, which are regulated by the institutions responsible for nature protection in each country holding herds (for details see “Culling”, Chapter 10.6.2).



**Table 9.2. Population size and potential estimates of free-living herds of European bison of the Lowland-Caucasian line.** Arrangement of herds, origin of founders and symbols used are the same as in Table 9.1. for Lowland line (cf. also Figure 8.4). OZ – Okskij zapovednik (Oka Reserve), Russia.

No.	Owner, country	Population size					Foundation		Area of forest complex (occupied by bison), km²	Protection status	References	
		Initial	1970	1980	1990	2000	Potential	Origin of founders				Year
<b>I. Demographically stable, with low risk of genetic variability losses in 100 years</b>												
14	Bieszczady, Poland	34 (17,17)	38	128	97	164	150?	Different Polish reserves	1963–1976	500 (300)	Managed forest, and National Park	Scientifically managed
	Western herd	15 (6, 9)		–	–	49		“	1976, 1980	(190)	Managed forest	
	Eastern herd	19 (11, 8)		–	–	115		“	1963–1966	(110)	Managed forest and Natl. Park	
15	Bukovynska, Ukraine	19 (8, 11) 4 (1, 3)	19	58	109	138	240	BPB, OZ, PTZ	1970  1977	590	Managed forest	Experimental hunting
<b>II. Populations functioning at risk to the loss of genetic variability</b>												
16	Cumanska, Ukraine	15 (6,9)	37	64	147	56	160	BPB	1965–1967	390	Managed forest	Experimental hunting
17	Uladivska, Ukraine	6	–	12	50	91	60	Cumanska	1976	120	Managed forest	Experimental hunting
18	Danivska, Ukraine	12 (5, 7)	–	16	51	70	80	PTZ,OZ	1979–1980	312	Managed forest	Experimental hunting
19	Cejjskijj zakaznik, Russia	46	71	151	235	25	170	BPB, PTZ	1964–1968	150	Protected forest	Unmanaged
<b>III. Populations consist ting of &lt; 50 animals, not ensuring normal population functioning</b>												
20	Majdanska, Ukraine	10 (4, 6)	11	31	47	15	?	BPB	1965–1967	270	Managed forest	Experimental hunting
21	Nadvirnjanska, Ukraine	14 (7, 7)	–	5	20	4	?	PTZ, OZ	1976, 1979	600	Protected forest	Unmanaged
22	Zalisska, Ukraine	8 (4, 4)	8	14	13	11	50	BPB	1967	(150)	Semi-free herd	?
23	Konotopska, Ukraine	14 (3, 11)	–	–	16	32	50	Zalisska	1985	140	Protected forest	Experimental hunting
24	Orlovskoe Poles'e, Russia	32	–	–	–	42	500	PTZ, OZ, BPB Zoos of W Europe	1997–1999	?	National Park	Beginning of reintroduction
25	Sknjatinskoe, Russia	29 (14,15)	–	–	29	30	30	PTZ, OZ	1986	175	Protected forest	Experimental hunting
26	Ust'-Kubenskoe, Russia	5	–	–	–	10	1000	PTZ	1991, 1994	?	Protected forest	Beginning of reintroduction
27	Fominskijj zakaznik, Russia	9	–	–	–	6	30	PTZ	1993, 1994	?	Protected forest	Beginning of reintroduction
28	Teberdinskijj zapovednik, Russia	12 (4, 8) 7 (4, 3)	12	34	43	38	40	PTZ, OZ	1968–1969 1978	80	Wildlife Reserve	Unmanaged
29	Velikoozerskoe, Russia	9 (2, 7)	–	–	9	15	?	PTZ	1989–1990, 1994	?	Protected forest	Beginning of reintroduction
<b>IV. Recently extinct herds</b>												
31	“Russkij Les”, Russia	7 (4, 3)	–	–	7	0	?	?	1987	–	–	Extinct up to 1997
32	Sunzhenskoe, Russia	17	–	17	8	0	?	OZ	1987	–	–	Extinct
33	Checheno-ingushskijj zapovedbik, Russia	49 (23,26)	–	–	44	0	?	BPB, OZ, PTZ	1971–1975	158–	–	Extinct
34	Sary-chelekskijj zapovednik, Kyrgystan	13 (7, 6)	11	15	18	?	?	PTZ	1962–1964	80–	?	?
Sub-total, LC line			207	545	943	714						

# Biology and Population Ecology

Knowledge of European bison ecology is mainly based on data obtained from the Białowieża Primeval Forest (BPF), but also from Prioksko-Terrasnyj reserve and Cejjskijj zakaznik. Data concerning the functioning of a medium-sized population (50–70 individuals) in Borecka Forest and a small population (10–18 individuals) in Knyszyńska Forest have been used for comparison. In Białowieża Primeval Forest, European bison have always been treated in a specific way and are subject to special protection. However, their role in the ecosystem has to be considered in relation to other ungulates.

All five elements of the ungulates community, characteristic for continental Europe – European bison (*Bison bonasus*), red deer (*Cervus elaphus*), roe deer (*Capreolus capreolus*), moose (*Alces alces*) and wild boar (*Sus scrofa*) – should be preserved in Białowieża Forest. The problem is how to establish adequate proportions between the herbivore species and determine what numbers are optimal for the forest habitat conditions.

## 10.1 Environment and habitat

During the initial stages of reintroduction, all free-ranging European bison populations occupied small ranges that gradually enlarged until the number of animals in the population reached the optimal level. In no forest complex have European bison used the whole area (*cf.* Tables 9.1 and 9.2). In BPF, European bison occupy about 60% of the area (Kraśiński *et al.* 1999). European bison select the

most favourable forest types for their ranging area (Korochkina 1973; Kraśiński 1978a, 1983; Bunevich and Kochko 1988; Kazmin and Smirnov 1992). For long periods, they inhabited limited ranges, with high densities (e.g., Białowieża Forest). However, sometimes the area of a population was enlarged, (Kraśińska and Kraśiński 1994), or European bison were transported to other unoccupied territories (Bunevich 1989, 1994). Recent distributions in Białowieża Forest practically cover the whole forest complex (Figure 10.1).

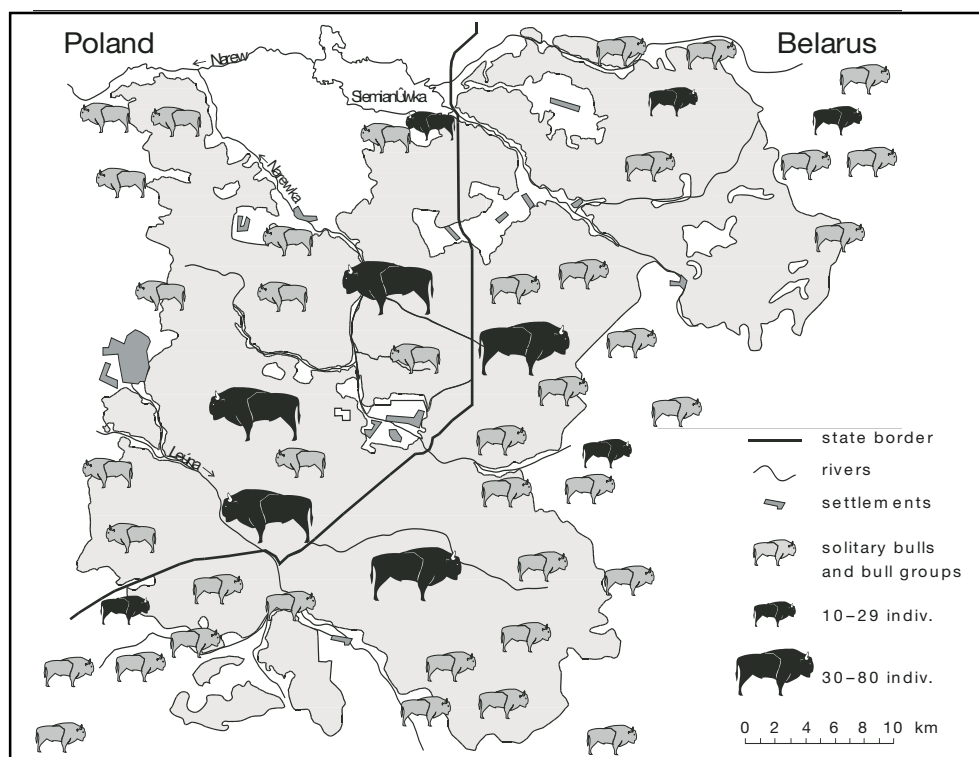
Deciduous forest types are the most suitable habitats for European bison. In BPF they mainly forage in fresh and moist deciduous forests and then in mixed coniferous forests (Kraśińska *et al.* 1987; Kraśiński and Kraśińska 1994). Forest complexes with a mosaic-like forest type arrangement (Białowieża and Borecka Forests, Poland) are most favourable. In fresh deciduous forest, European bison find food throughout the vegetative season. In the Caucasus region, European bison prefer foothill forests; in summer, they feed on alpine meadows (Kazmin and Smirnov 1992; Kazmin *et al.* 1992). However, considerable plasticity of European bison with regard to food means they also forage in habitats where coniferous forests predominate (e.g., the Belarusian part of the BPF) (Kraśiński *et al.* 1994a, 1999).

All European bison populations inhabit ranges that include open areas, such as, mown meadows, deforested feeding glades covered with grass, clear cuts and young plantations up to 10 years old (Dzięciołowski 1991; Kraśińska and Kraśiński 1994; Kraśiński *et al.* 1994a,

In years of acorn abundance, European bison can be found near the oak trees.



Z.A. Kraśiński



**Figure 10.1.**  
**Distribution of**  
**European bison herds**  
**in Białowieża Primeval**  
**Forest in 1998 (acc. to**  
**Kraśiński et al. 1999).**

1999). The attraction of open areas results from the fact that exploited meadows and glades provide ungulates with much more food than the same area of the forest herb layer and food is more easily available there (Korochkina and Bunevich 1980; Kazmin *et al.*, 1992). In Lithuania, free-ranging European bison spend most of their time in open, half-open areas and forest fragments in agrocenoses and meadows (Balčiauskas 1999). Bearing in mind the historical distribution, this species may not solely survive in a zone of deciduous forest. Little information is available on the populations inhabiting the Caucasus Mountains (Russia) or the Carpathians (Poland, Ukraine). Therefore, it is necessary to conduct systematic studies on the ecology of free-ranging populations in other regions, and particularly European bison of the Lowland-Caucasian line.

The forest herb layer also provides food for other ungulates, constituting approximately 30% of roe deer diet and 40% of red deer diet (Dzięciołowski *et al.* 1975). However, among the ungulates inhabiting the BPF, only red deer are viewed as a potential food competitor with the European bison. Therefore, the management plan for European bison should also incorporate the feeding needs of other ungulates living in the same forest complex.

European bison habitat should be properly managed, with the formation of watering places, cultivated meadows or feeding glades for the use of other ungulates. European bison pressure on the forest could be decreased considerably by creating properly managed feeding glades and forest meadows of an adequate size.

## 10.2 Food and feeding

Studies on the European bison's feeding habits were conducted mainly in Białowieża Forest, Prioksko-Terrasnyj reserve and Cejskijj zakaznik. Borowski and Kossak (1972) have shown that the European bison's diet in the Polish part of Białowieża Forest includes 131 plant species, with 27 species of trees and shrubs, 14 species of grasses and sedges and 96 species of dicotyledonous forbs (unrecognised grass species were treated jointly as "grass"). In the total diet, trees and shrubs constitute 33%, while grasses, sedges and herbs feature at 67%. Among trees and

The branches and tree bark are additional food.



J. Walencik



During winter, bulls forage near the villages.

J. Walencik

shrubs *Carpinus betulus*, *Salix caprea*, *Fraxinus excelsior* and *Betula pubescens* are preferred. Favourite grasses and sedges include *Calamagrostis arundinaceae*, *Carex sylvatica* and *Carex hirta*; Dicotyledonous forbs – *Aegopodium podagraria*, *Urtica dioica*, *Ranunculus lanuginosus* and *Cirsium oleraceum*. The trees most barked are *Quercus robur*, *Carpinus betulus*, *Fraxinus excelsior* and *Picea abies*. A favourite food of European bison is acorn; however, its yield only occurs in the forest every few years. Analysis of the rumen contents has confirmed that the European bison's basic diet contains grasses, sedges and herbs, constituting

Some bulls forage in the forest during winter for natural food.



Z.A. Krasinski

90% of rumen capacity, while trees and shrubs only constitute 7–13% (Gębczyńska *et al.* 1991). Other investigators note that the basic part of the European bison's diet includes more than 50 species of grasses and about 10 species of trees and shrubs; species preference can be different depending on the regions (Zablotskaya 1957; Korochkina 1969, 1972; Kazmin and Smirnov 1992; Kazmin *et al.* 1992).

European bison living in anthropogenic landscapes (as in Lithuania) feed mostly on grass and agricultural crops. Browse usage is restricted mainly to the non-vegetative period of the year (Balčiauskas 1999). In the North Caucasus Mountains, bison are living in the forest but during the summer period forage on sub-alpine meadows (Kazmin *et al.* 1992).

As ruminants, European bison have adapted to use a variety of vegetable food. High food demand means that European bison roam the forest continuously. It has been established experimentally that calves up to 1 year of age eat 8.5kg of fresh food every day, the young (2–3 years old) 19.5–28.5kg and adults 23–32kg. This food contains a considerable amount of leaves and browse (40%) (Gębczyńska and Krasinska 1972). According to other authors, a hybrid adult bull of the North American and European bison in the Caucasus eats 30–60kg of fresh food daily (Kalugin 1968; Aleksandrov and Golgovskaya 1965). Daily food consumption in European bison, living in enclosures in the Prioksko-Terrasnyj Reserve, was between 25–50kg of fresh matter (grass, hay and willow branches) daily, depending on the age of animals and the kind of food (Kholodova and Belousova 1989). A food requirement, defined as dry matter of food eaten, was from 15–22g per 1kg of animal body mass (Kholodova and Belousova 1993).

In Białowieża Forest, it was calculated that a herd of European bison is able to consume 0.9% of herb layer biomass from coniferous and deciduous forests during the vegetative season. This value can slightly decrease in the spring and particularly in autumn if the consumption of herbs in alder woods is added (Kraśńska *et al.* 1997). Basic herbage food is seasonally (summer) supplemented with a small amount (up to 10% of diet) of woody plants (Borowski and Kossak 1972; Gębczyńska *et al.* 1991). In winter, the portion of woody plants can be higher if no supplementary feeding is offered (Korochkina 1969; Kazmin and Smirnov 1992).

Natural food is well utilised by European bison, this is confirmed by the high digestibility of its components; 51–61% of dry matter (Kowalczyk *et al.* 1976; Kholodova and Belousova 1989). The ability to digest lignin at a higher rate than cattle indicates a specific adaptation of European bison to forest conditions (Gębczyńska *et al.* 1974).

In Poland and Belarus, all free-ranging herds, large, medium-sized and small, have been traditionally fed with hay in winter since their formation (Korochkina 1974; Kraśński 1978a, 1983; Kraśński and Kraśńska 1994). Winter supplementary feeding limits natural mortality of European bison, but at the same time leads to a few-months concentration around the feeding places, which may affect European bison health. We believe that winter feeding of European bison in BPF should be continued. However in other sites of bison reintroduction, with larger areas of meadows or cultivated fields (like in Lithuania, Balačiauskas 1999), it may not be necessary. Constant observation of animals' condition and forest damage is recommended to ensure an immediate response to an unfavourable situation.

### 10.3 Seasonal and daily activity rhythms

European bison's daily activity rhythm is polyphase and thus typical of other ruminants; phases of foraging alternate with resting spent mostly on rumination. In the summer period, the main phases of European bison daily activity rhythms are highly synchronised in the group, thus confirming the consolidation of the herd as a structural unit of the population. Common feeding in the group allows utilisation of the European bison's food strategy based on active feeding during movement. In the vegetative season, European bison spend approximately 60% of their daily activity on feeding, 30% on resting, and the remaining 10% on roaming without feeding. A reverse situation can be observed in winter, when European bison are additionally fed with hay and spend about 30% of their daily activity feeding, 60% resting and the roaming time is the same (Caboń-Raczyńska *et al.* 1983, 1987). It has been found that European bison from mixed groups share their feeding activity in the vegetative season feeding on herb layer plants (95%), browsing (3%) and debarking (2%) (Caboń-Raczyńska *et al.* 1987). Debarking is seasonal, being most intensive at the turn of winter and spring, in BPF conditions in April (18% of feeding activity).

Drinking in the snow-free period is not regular in the daily activity rhythm of European bison. Those living in mixed groups normally use permanent water reservoirs or watercourses (small rivers and streams). Solitary bulls frequently drink water from road pools. During winter, European bison also use snow-water, crumble ice on streams, or tread frozen soil in alder woods to get to water.



Brushing against tree trunks helps in moulting.

J. Walencik

## 10.4 Reproduction and development

According to European Bison Pedigree Book data, bulls living in reserves begin to mature sexually in the second year of life (Zablotsky 1949; Jaczewski 1958). However, histological studies of the testes and epididymes have revealed that European bison from free-ranging populations and reserves begin to mature sexually at the third year of life. Bulls aged 4–12 are characterised by fully developed spermatogenesis and are able to produce mature spermatozoa (Czykier *et al.* 1999). Young bulls from free-ranging populations, aged 4–6 years, are sexually mature, but do not take part in reproduction for behavioural reasons; they are not allowed to cover cows by older bulls (Kraśiński 1967; Kraśiński and Raczynski 1967; Kraśińska and Kraśiński 1995). The breeding period in males in a free-ranging population is short, lasting from the 6th to 12th year of life and later it is limited due to attenuated spermatogenic process (Czykier *et al.* 1999).

Cows usually reach sexual maturity in the third year of life, giving birth to their first calf in the fourth year. In a free-ranging population, approximately 20% of females give birth to the first calf in the third year of life, but frequently (36.5%) at the age of five or six (Kraśiński and Raczynski 1967). Females can give birth until the end of life, although the upper limit accepted for cows from free-ranging populations is about 18–20 years of age (Kraśiński 1978b; Balčiauskas 1999).

The rutting season in free-ranging populations continues from August to October. The gestation period of a cow lasts for 264 days on average (254–277) (Kraśiński and Raczynski 1967) or 265.7 days (256–279) (Jaczewski 1958) and 267.4 days (259–279,  $n=21$ ) (Kiseleva 1969). A female European bison usually gives birth to one calf at a time; twins are sporadically observed in captive breeding. Parturition, lasting from 1h 30min to 2h 11min, has only been observed in reserves. Cows calve lying down and immediately after giving birth they begin to lick neonates

The adult bull in typical environment of Białowieża Primeval Forest.



K. Zub

The adult cow in Puszczyna Reserve, Poland.




M. Hławiczka

Bulls express intense interest in the cows during the rutting season.



J. Walencik





The bull "assists" a cow.

K. Daleszczyk

BELOW TOP The mating takes place after the period of "assisting".

BELOW CENTRE The first phase of parturition.

BELOW BOTTOM A calf suckles for the first time.

intensively. The first standing of a calf takes place 22–45 minutes following birth, and the first suckling occurs within the first hour of the calf's life (Daleszczyk and Krasiński 2001). For the period of parturition in a free-ranging population, the cow leaves the herd to return with a calf after a few days. The calving period in a free-ranging herd lasts from May to July; however, late parturitions can happen (August–October) (Krasiński and Raczyński 1967; Krasiński 1978a,b; Balčiauskas 1999).

Long-lasting observations of European bison in Białowieża Primeval Forest and Cejjskijj zakaznik revealed that the sex ratio at birth did not differ significantly from 1:1. However, in some years deviations are observed.

The reproductive potential of the population is expressed by the coefficient of births (the ratio of the number of calves born to the population size) and the coefficient of fecundity (the ratio of the number of calves born to the number of cows capable of reproduction). In large and medium-sized European bison populations, the mean coefficient of births ranges between 14 and 17% in multi-year cycles (the minimum 5%, the maximum 35%) (Krasiński and Raczyński 1967; Krasiński 1978a; Krasiński *et al.* 1994a, 1999; Krasiński and Krasińska 1992, 1994). The coefficient of fecundity has been estimated only for the Białowieża Forest population, being on average, 50% in the Polish population and 40% in the Belarusian population in a multi-year cycle. This indicates that almost half of the females capable of reproduction in free-ranging herds give birth to calves every year (Krasiński 1978a; Krasiński *et al.* 1994a, 1999). The highest mean coefficient of births (22.4%) and coefficient of fecundity (70.3%) were in the first years when the population increased rapidly (1958–1966) (Krasiński and Raczyński 1967; Krasiński 1978a). In populations living in the Caucasus Mountains the coefficient of fecundity varied from 22–62% (Kazmin 1989). Both mean coefficients of reproduction were higher in European bison living in enclosures compared to those in free-ranging populations (Raczyński 1975; Pucek 1984).



J. Walencik



J. Walencik



K. Daleszczyk

Bulls from captive breeding reach the age of 20, while those from free-ranging populations do not live longer than 14–16 years. Cows bred in captivity live up to the age of 28, while the oldest marked cow from a free-ranging herd in the Białowieża Forest lived for 24 years (Kraśiński 1978a).

The mean body mass of European bison males at birth is 27.6kg, being higher than in females (24.4kg), but the difference is insignificant. In males, body size (mass and measurements) increases proportionally with age up to six years. In females, the highest increase in body mass is observed in the first year of life and at the age of 3–5 the growth rate becomes slower than in males and starts declining at the age of five. The mean body mass of European bison males from Białowieża reserves aged six years and older is 747.1kg ( $n=25$ ), females 460.2kg ( $n=19$ ), while the mean body mass of European bison living in a free-ranging population is 634.1kg ( $n=79$ ) and 423.7kg ( $n=76$ ) respectively (Kraśińska and Kraśiński 2002).

The highest rate of increase in body measurements occurs in the first year of life. Later the increase is slower and declines at the age of 5–6. The rate of increase in body measurements is higher with age in males than in females. Body measurements are correlated significantly with body mass. The maximum body measurements of six year-old bulls, and older, living in reserves and in free-ranging herds in BPF are: withers height – 188cm, body length – 300cm, oblique body length – 270cm, heart girth – 280cm; in adult cows, 167cm, 270cm, 172cm and 246cm respectively. The hump formed by spinal processes of the thoracic vertebrae surrounded by powerful muscles gives adult European bison an impressive appearance. The hump of cows is less developed.

Sexual dimorphism expressed by body mass and measurements develops gradually during the postnatal period, becomes pronounced at the age of three and is maintained until the end of life. The physical development of European bison ends at the age of five years in females and at the age of six years in males (Kraśińska and Kraśiński 2002).

## 10.5 Population structure and organisation

In the first 10–20 years after reintroduction to Białowieża Forest, the size and structure of large and medium-sized European bison populations developed without human interference. The established population structure formed is believed to ensure normal development. Bulls (four years old and older) constitute 25% of the population, cows (four years old and older) 35%, the young of both sexes (2–3 years old) 25% and calves represent 15% on average (Kraśiński *et al.* 1994a, 1999).

The European bison is a gregarious animal. Mixed groups and bull groups are the basic units observed. Mixed groups contain cows, the young aged 2–3, calves and temporarily adult bulls. The average size of mixed groups is environment-dependent. As a rule, groups consist on average of 8–13 animals in different populations (Kraśiński and Kraśińska 1992, 1994; Kraśiński *et al.* 1994b, 1999). In BPF the mixed group size ranges 2–92, with groups of 20 being the most common (65–85%). Sometimes, European bison foraging in open areas (mown or mountain meadows and deforested grassland glades) form larger groups, amounting to 23 individuals on average



Bulls fighting.

M. Hławiczka



(2–140) (Bunevich and Kochko 1988; Krasińska *et al.* 1997; Kazmin and Smirnov 1992). Groups of bulls in all populations are small and contain two animals on average (1–11). More than half of the males lead a solitary life (Krasiński and Krasińska 1994; Krasiński *et al.* 1994a).

Groups of European bison are not family units. The size and structure of mixed groups change, some of the changes being seasonal (calving, joining of bulls in the rutting period), others for behavioural reasons. Groups meet frequently, combine and then quickly split exchanging some of the individuals. The bonds between the young are the least permanent; young bulls exchange most frequently (Krasińska *et al.* 1987).

European bison movements are connected mainly with feeding activity and ensure optimum use of food supply. Habitat utilisation by European bison depends on group size and structure, habitat preferences, and rotational exploitation of the environment, which prevents overgrazing (Krasińska *et al.* 1987).

In winter, the majority of European bison gather around feeding sites and form large mixed aggregations and smaller bull groups. Depending on the population size, there are one or more winter aggregations of different sizes. The largest mixed aggregation of 100 European bison is observed in BPF (Krasiński *et al.* 1999). In all populations, some bulls take advantage of extra winter-feeding in a limited way.

The size of bull home ranges is correlated with their age. In BPF the average home range of younger bulls (5–6 years old) is 44km<sup>2</sup>, being significantly smaller than that of older bulls over six-years old (84.3km<sup>2</sup>). Bulls inhabiting the forest periphery occupy the largest home ranges (136.5 and 151.6km<sup>2</sup>). The maximum cow home ranges cover

approximately 100km<sup>2</sup>. Winter home ranges of bulls in BPF are larger than those of cows (10.7km<sup>2</sup> and 7.9km<sup>2</sup> respectively), and are correlated with duration of permanent snow cover and mean winter temperature. Low temperature and long-lasting snow cover delimit European bison mobility in winter. In the snow-free period the mean size of a bull home range is 69.5km<sup>2</sup> and does not differ significantly from that of cows (68.8km<sup>2</sup>) (Krasińska *et al.* 2000).

European bison home ranges are not defended and overlap greatly. Central parts of their ranges are the most intensively used. Small core areas are sited around watering places and meadows (Krasiński *et al.* 1999). The core areas of Lithuanian populations are about 20km<sup>2</sup>; however, animals frequently visited territory of between 100–200km<sup>2</sup> (Balčiauskas 1999). This data should be taken into consideration when planning European bison reintroductions. An area of 200km<sup>2</sup> seems to be sufficient for a population of 50–70 individuals; in smaller forest complexes, conflicts with agriculture may arise.

## 10.6 Regulation of European bison numbers in the population

### 10.6.1 Mortality

In large and medium-sized free-ranging European bison populations, natural mortality is low and does not contribute significantly to the regulation of population numbers. The coefficient of mortality (the ratio of dead animals to the number of individuals in a population) is 2.8%–3.9% on average (range from 0–12.5%) in different



Natural mortality is very low in Białowieża Forest.

J. Walencik

populations. Mortality among males is significantly higher than in females, but the data available refers only to the Białowieża Forest. The ratio is 63%:37% in the Polish part and 57%:43% in the Belarussian part (Korochkina and Kochko 1982; Krasiński and Krasińska 1994; Bunevich 1999a; Krasiński *et al.* 1999). The European bison has no natural predators in BPF. Causes of natural mortality are known only from Białowieża Forest. In the western part, during 1952 to 2000 death included traumas of different origins (10.0%), injuries caused by other bison (7.6%), parasitic diseases (9.6%), posthitis/balanoposthitis of males (diseases of prepuce and penis) (8.0%), poaching (6.0%), senility (6.4%), and other causes (17.1% altogether). In the Belarussian part (1981 to 1998), the major cause of mortality was poaching (16.9%), balanoposthitis of males (12.7%), diseases of the alimentary tract (10.6%), injuries caused by other bison (9.2%), drowning (6.3%), pneumonia (4.9%) and others (10.5% altogether) (Bunevich 1999b). In both populations more than 20% of deaths are from unknown causes (Krasiński *et al.* 1994a, 1999).

### 10.6.2 Culling

No free-ranging European bison populations have the possibility of unlimited growth; excess animals are caught, and transported to other breeding centres or culled. Culling is the practical way of maintaining European bison populations at a desired level. For example, in the Polish part of Białowieża Forest, in the years 1971 to 1999, the mean annual reduction in European bison numbers was 11%, thus ensuring stability at approximately 250 individuals (Krasiński *et al.* 1994a). A similar reduction in the number of European bison is conducted in other populations (Krasińska and Krasiński 1994; Krasiński *et al.* 1999).

The choice of sites for newly created free-ranging European bison populations should involve an estimation of habitat capacity with regard to other ungulates living

there. In this way, the target number of European bison and other ungulates can be established; when the optimum is exceeded, regulation is necessary. Reduction in the number of adult females should be treated with great caution to maintain population stability (Pucek *et al.* 1996b).

A number of biological parameters have been used for simulation modelling of population extinction using the VORTEX package (Lacy 1993; Lacy *et al.* 1995) in Białowieża Forest's free-ranging bison herd. It appears that this bison population has the potential for rapid population growth with a low risk of extinction. Isolated populations should be at least 100 to reduce the effect of demographic and environmental stochasticity. It also appears that such bison populations are most sensitive to the elimination of adult females. No such effect is seen in the case of males or young animals. It means that careful attention needs to be directed at the precise amount of elimination that is carried out in European bison herds if stable numbers are to be maintained (*cf.* Pucek *et al.* 1996b).

The regulation of local bison populations may be viewed negatively by some, yet it is a necessary action in particular cases, for the sake of both European bison and its habitat. An uncontrolled increase in European bison populations in human-transformed ecosystems could lead to their degradation and to a subsequent decrease of the protected species itself. On the other hand, in most free-living populations, the European bison has no natural predators. The regulation of European bison by selling hunting licenses for the shooting of a protected species is legally and ethically ambiguous, and has little in common with sport. We may conclude that while the European bison is a protected species, its numbers should be locally controlled by elimination. Another view suggests that controlled sport hunting could stimulate an increase in the number of animals affording it better protection by interested landowners and hunters.

## Actual and Potential Threats

The effects of restitution generally show a positive picture of the species' rescue from extinction. However, stating that the European bison is completely safe would be rather premature. A thorough and more critical analysis of the current state of the species reveals serious threats stemming mainly from its genetic structure and from its management.

The risk of extinction to the species, both in captivity and in the wild, is still very high. There are many reasons for this:

- There is **little space** for a large herbivore such as the European bison in Europe's contemporary ecosystems, especially in the west. The most significant limit for the enlargement of European bison populations is human population density; forestry and agricultural activity is not a limiting factor. Bog areas could also naturally limit bison distribution.
- Fragmentation and **isolation** of free-ranging (and captive) herds result in little or no exchange of genetic material. Small isolated populations quickly lose their genetic heterogeneity and are more vulnerable to extinction (Franklin 1980).
- As yet, the opportunity to **reconstruct** a more compact **geographic range** to facilitate migration of bison between herds does not exist. Reconstructed ranges have recently declined in some parts of the previous range (e.g., Caucasus Mountains).
- As a consequence of passing a dramatic bottleneck, the **gene pool is limited** and animals are highly inbred. The average inbreeding coefficient is very high compared to other large mammals, and is equal to 44% in the Lowland line and 26% in the Lowland-Caucasian line for individuals with a full pedigree (Olech 1998). It is interesting that the negative effects of inbreeding, manifested in the decline in reproduction rate, are more strongly pronounced in the Lowland-Caucasian line than in the Lowland line (Olech 1987, 1989, 1998). Inbreeding exerts a harmful effect on skeleton growth, particularly in females (Kobryńczuk 1985), and possibly lowers the resistance of bison to disease and pathologies.
- The genetic **contribution of founders** is uneven, highly dominated by one pair (Chapter 5), and changing very little in the species' entire gene pool throughout the decades of its restitution (Olech 1989). In the last few years, a decrease in the founders' contribution and genes retention was observed in those founders specific to the Lowland-Caucasian line (Belousova 1999; Olech 1999). This means continuing loss of genetic variability in the species. There are very serious concerns about the further reduction in genetic variability through losses represented by very rare founder's genes.
- Because of the 'second' bottleneck between 1940 and 1945, the founder's **Y-chromosomes** are not equally spread throughout the recent world population of European bison. Lowland line animals have copies of the same Y-chromosome from the founder No. 45 "Plebejer". The Y-chromosome of founder No. 100 "Kaukasus" can be found in Bieszczady and in some captive groups. The Y-chromosome of founders No. 15 "Begrunder" and No. 147 "Bismarck" were lost in the breeding process of 1945 to 1997 (Sipko *et al.* 1999).
- At the beginning of restitution (1924) the contribution of the Lowland line to the world population approximated 70%, today this stands at 42% due to mixing of L and LC lines. In enclosed breeding centres, the Lowland-Caucasian line predominates, constituting 75%. On the other hand, in free-ranging herds the proportion of Lowland line to Lowland-Caucasian line is almost equal, 57%:43% (*cf.* EBPB 2001 and Tables 9.1 and 9.2). The further mixing of both lines has led to **losses of founder genes** specific to the Lowland-Caucasian line.
- The impetus for **reintroduction** into the wild seems to have slowed down recently due to a lack of suitable habitat or limited economic possibilities within particular countries. As a result, numbers and other demographic characteristics of the global European bison population are increasing rather slowly (for example Sipko *et al.* 1999).
- Inappropriate (traditional) forms of **management** (based on zootechnical practices, rather than forest ecosystems ecology), along with supplementary feeding during winter, slow down the adaptation process of European bison into contemporary woodlands. Artificial woodlands are not appropriate for European bison. Such practices do not lead to the naturalisation of bison within large herbivore communities and within modern European forest ecosystems.
- Possibilities of **mixing** free European bison populations in some regions of reconstructed range **with hybrids** of European and American bison (see Appendix 2), as well as with pure prairie bison, introduced for farming/ranching in several European countries.
- **Diseases** appearing in European bison populations can bring serious threats to the whole species. It is not certain whether the species has always shown a weak resistance to disease or if immunity has declined, due to

limited genetic heterogeneity. Last century, cases of epizooty were noted among bison in Białowieża Forest. It is known that European bison exhibit a particular sensitivity to foot-and-mouth disease (*Aphthae epizooticae*), appearing in the Forest nearly each year at the beginning of the 20th century and causing about 5% mortality (Wróblewski 1927). Half a century ago, foot-and-mouth disease caused the deaths of 35 bison in reserves in the south of Poland in the years 1953 to 1954 (Jaczewski 1960; Podgurniak 1967). Cases of tuberculosis were registered recently (1996) in Bieszczady Mountains (Poland) (Żórawski and Lipiec 1997).

- The most important disease, however, affects the male reproductive organs and is manifested in the inflammation of the penis and prepuce, leading to diphtheroid-necrotic lesions, diagnosed as **balanoposthitis**. This disease was discovered at the beginning of the 1980s in Białowieża Forest (Kita *et al.* 1995; Piusiński *et al.* 1997; Jakob *et al.* 2000); although similar symptoms had been reported earlier (Korochkina and Kochko 1982) in Russia and Ukraine (Shabailo and Pererva 1989; Krasochko *et al.* 1997). This disease was also sporadically observed in other regions of Poland, such as Gołuchów, Puszcza Borecka, and Bieszczady. At the end of the 1990s, similar symptoms were observed in five young European bison from Bayerischer Wald National Park, Germany (Wolf *et al.* 2000). Despite many years of study, its pathogenesis has not yet been elucidated.

Bulls with these symptoms do not exhibit changes in the **general physiological mechanism** as indicated in the long-term studies of 30 physiological indices (Gill 1989, 1992a, 1992b, 1999; Wołk and Józefczak 1988). Generally the non-specific immunity of the species is very low (Gill

1995), however, in Białowieża Primeval Forest it was recently found that several biochemical indices in blood significantly differed from those observed some 20 years ago. This is believed to be related to an increased intensity of pathological changes observed in this population (Wołk and Krasieńska, in prep.). Some authors believe that genetic factors may predispose bison to the disease, due to reduced resistance. Winter concentration and associated environmental pollution are likely sources of bacteria which are transmitted from soil to the organism and then found in the affected tissues.

- **Parasitic diseases** are a serious threat to bison health in the present population. Besides parasites which are specific to European bison, 11 additional parasites have been found in recent years, all being characteristic of Cervidae (Drózd 1961; Drózd *et al.* 1989, 1994). New parasites may still be found (Drózd *et al.* 2000).
- **Poaching** as a result of administrative disorders and a failure to enforce nature conservancy law threatens free-living herds of European bison in many countries. World population numbers have decreased, with some populations seriously decimated and others becoming extinct in recent years (*cf.* Table 9.2).
- Several administrative bodies responsible for managing the same population may create serious threats for bison populations. Due to their conflicts of interest different bodies observe different aims (e.g., forest administration unit, national park/reserve, and agricultural land). Therefore, the management of European bison populations should be the responsibility of one administrative body.
- The legal status of the species is not clearly established, particularly with regard to its position as a protected species, management, and conservation procedures, such as international animal transfers, monitoring and the controversial issue of elimination and hunting.

## Research Needs

The most serious problems facing European bison, which need further study, were formulated some 25 years ago (Pucek 1967) and later supplemented in many other articles (including, Pucek *et al.* 1996a). These papers serve as guidelines for numerous studies on bison biology and ecology during the last decades predominantly in Białowieża Forest but also elsewhere. At present, research is focusing on the problems concerning European bison genetics and health. This chapter lists the problems that remain important for furthering our knowledge of this protected species, its recovery and management, and aims to encourage bison specialists to solve them. Some problems are divided into groups, indicating the areas where further scientific research is essential.

Undoubtedly, studies on the **genetic variability** of the world population should take precedence. As previously stressed, the fundamental problem for *Bison bonasus* is the very low level of original genetic variability. There is a serious need to assess the present genetic variability for the whole world population. Until now, the main method for such studies was by genealogical analysis, which is not sufficient for the whole population due to the lack of pedigree data. A genetic study must be completed with the analysis of genetic markers (molecular and/or biochemical) for the whole population to supplement the genealogical analysis. The results of these genetic studies should be included in breeding programmes aimed towards saving the genetic variability of the contemporary species. Such a coordinated programme already exists for some zoos (EEP – European Endangered Species Programme) but

should be extended to all captive herds. There is also a need for genetic studies to help plan reintroduction and re-stocking programmes.

The need for programmes to save genetic variability is also very important because of the probability of increasing homozygosity in European bison, which seems to be correlated with a lowered resistance in the species. Therefore, studies on recent European bison **diseases and parasites** need to continue and intensify in order to find the pathogens responsible. Application of these studies should lead to the elaboration of a programme for health protection and prophylactics.

Studies on European bison **ecology** are of particular importance. At present, there are not the sufficient scientific grounds for establishing the principles of rational planning for new reintroductions, re-stocking, and enlargement of the geographical range. Investigations on ecology, genetics, behaviour and management of bison populations are therefore required. Great progress has been made in this field during the last decades, concerning forest habitats and bison populations in Białowieża Forest. However, little information is available on populations inhabiting other environments such as the Caucasus Mountains (Russia) or the Carpathians (Poland, Slovakia, Ukraine). Therefore it seems necessary to conduct systematic studies on the ecology of free-ranging populations in other regions (mountains, forest-steppe zone, northern ranges of Europe) and in particular the animals from the Lowland-Caucasian line. Special attention should also be paid to those habitats where no supplementary winter-feeding is provided.



European bison enjoy wallowing in sandy spots.

M. Hławiczka

Standard **demographic and population characteristics** for the European bison are needed for habitats not yet studied, particularly in mountains. These should also include studies of daily and seasonal activity rhythms, seasonal migration and habitat preferences. Special attention should be paid to the behaviour of European bison towards people, forestry and agricultural activity, particularly in densely populated areas.

An important problem for the future concerns the **enlargement of the bison's range** in Europe, as well as its acclimatisation in new areas, both within and beyond the historical range of this species. Studies are required to determine the most suitable habitats for this species within and outside the limits of its contemporary geographical range. In particular, observations of reproduction, condition parameters, and the **behaviour** of free-living populations are important for future extension of the species range.

The **place and role of European bison as a component of the ungulate community** in forest ecosystems of the temperate zone should be determined based on extensive studies of their habitat preferences, foraging behaviour, food and energy requirements, etc., in relation to age, seasonal and geographic aspects. Habitat evaluation and utilisation by European bison in different ecosystems is needed. The effect of European bison feeding on tree stands or agricultural systems has also to be determined and damages estimated/evaluated.

Details of the increase in European bison populations should be continuously monitored both in captive and free-ranging populations. Models for the regulation of European bison numbers in different ecosystems are necessary for forecasting the effects of culling on world and local population dynamics.

Problems of **reproduction biology** are well understood in enclosed breeding centres (reserves), but less so in free-

ranging herds. Knowledge of the variation in the reproduction potential in different parts of the species reconstructed range and habitats, is required for estimating an increase in bison population numbers and their optimal density. For the future of any conservation programme, the study of reproduction is very important.

Due to the fragmentation of captive and free-ranging herds, there is a serious need for the application of modern technologies in the reproduction process; in particular, **sperm collection and freezing**, artificial insemination, and *in vitro* fertilisation. The establishment of a European bison Gene Resource Bank could be very important for the future of the species.

Research on the rational diet for European bison in captive and free-living herds and the role of supplements in different conditions is important; in particular, studies to determine if **supplementary winter-feeding** is necessary, in which regions, habitat conditions or season, and what kind of forage is most appropriate, if necessary, for the European bison in winter.

Studies on the **zoological characteristics of this protected species** should continue. Much has already been done in bison morphology (especially anatomy), and in some respects it is better known than the anatomy of cattle. However, we are still waiting for a monographic description of European bison morphology and development, as well as its variability in the contemporary range. These studies should be continued and material collected.

The recent *Outline of European bison physiology* (Gill 1999) indicates how much has been achieved during the long-term study of this species in Poland. More studies are necessary, to understand the bison's adaptations to different habitats; however, this would require access to representative data for the entire contemporary range of the species.



European bison on cultivated fields in Knyszyńska Forest, Poland.

T. Kulakowski

# The Conservation Strategy and Recommended Action Plan

The objective of the conservation strategy is to create conditions that are conducive for the long-term survival of viable wild (or naturalised) populations of European bison (Lowland and Lowland-Caucasian lines). European bison can only be saved from extinction as a wild species and a natural element of the forest and steppe-forest ecosystems of central and East Europe. This could be achieved by creating large (1,000 animals, or more) viable populations of the species. A target number of 3,000 free-ranging animals as a single genetic population is recommended as a management goal for self-sustaining populations for each genetic line [recommendations from the joint meeting of IUCN/SSC Bison Specialist Group, IUCN/SSC Conservation Breeding Specialist Group and European Endangered Species Programme (EEP), 1996]. At present, we are far from reaching such a satisfactory conclusion.

Two basic directions in European bison recovery should be maintained and continued, namely:

1. Captive breeding in zoological gardens and reserves
2. Development of free-ranging (or semi-free) populations

Consequently, it is necessary to create the following foundations for the European bison action plan:

**1. To continue captive breeding** of the species. The captive population constitutes an extremely valuable reserve of the species gene pool. According to data presented in Tables 6.1–6.4, the gene pool of the captive population is unique for every line. The pedigree of animals in captivity is well known, and can be traced to the founders of the species. This portion of the European bison world population primarily serves as a reserve gene pool and aids protection against any catastrophic genetic losses; and secondly, as a source of animals for further reintroduction, or possible supplementation of under-represented genetic material in free-ranging populations. Special attention should be given to the long-term conservation of the whole gene pool and genetic variability, including the part of the genome not represented in the free-ranging population. The captive part of the world population should be subject to a programme of genetic variability conservation, which treats European bison as one world population. The programme should ensure:

- a) Separation between the existing breeding lines, i.e., between the pure Lowland bison and the Lowland-Caucasian line, which is particularly important for preserving the genetic variability of the latter.

- b) Avoidance of the possibility of contact and breeding with any European and North American bison hybrids or cattle, or pure American bison introduced for farming/ranching in several European countries. Europe is the range of European bison so any imports of American bison should be avoided [!]
- c) Application of a coordinated programme aimed at maintaining genetic variability. This requires professional methods focusing on the conservation of unique genes, maximisation of effective population size, increasing the tendency towards the equalisation of the founders' genotypes contribution, and minimisation of inbreeding or kinship coefficient.
- d) Successful cooperation between herds in the genetic programme and improved management conditions.
- e) An increase in the number of herds and animals, i.e., the contribution of the Lowland line to the world herd [?]

To realise the above goals, genetic material must be exchanged between enclosed herds, which should be treated jointly, as one population, within the respective lines.

The genetic programme of bison breeding ought to be based on genealogical analysis of EBPB data (Ballou *et al.* 1995) and simulation analysis of demographic characteristics and reintroduction results in the respective populations, or herds (Soulé 1987; Seal 1991). The EEP (European Endangered Species Programme) should be extended to encompass the whole captive population.

**A Gene Resource Bank** (semen collection in the first phase) should be created to serve as a security against the loss of important genetic variation, to decrease the number of animals required for maintaining optimal genetic variability, and to facilitate the exchange of genes between herds. Studies in this direction have already been undertaken in Russia. Methods for the collection of sperm, its conservation and use have already been worked out (Sipko *et al.* 1993, 1997). Much more has to be done for obtaining sperm from the most important animals for the protection of the species and its heterogeneity. Adequate resources for its continuous collection, supplementation and preservation are very important for obtaining satisfactory results.

**2. To continue the process of reintroduction** of the European bison into forests or other ecosystems, including vast areas where human activities are abandoned (former farmland or military training grounds). According to the

1987 IUCN position statement – *Translocation of Living Organisms: Introductions, Re-introductions and Re-stocking*, this process should be based on adequate scientific knowledge and requires identification of new reintroduction or introduction sites, particularly within the historical range of the species, but also outside it.

A target number of 3,000 free-ranging animals is recommended as a management goal for a self-sustaining population for each genetic line (Pucek *et al.* 1996b). If this is to be achieved it would mean that the total world population of European bison would increase (at least be doubled) in the near future. Additional sites are therefore required in order to establish such a high number of bison. The separation of the Lowland line and the Lowland-Caucasian line should be maintained in free-ranging populations for as long as possible, or at least until they make contact naturally. European bison from both lines have been released on different occasions with little regard to their separation (*cf.* Chapter 8.2). More genetic studies are required to determine the differences between lines and the future consequences if they are merged.

It is necessary to link isolated populations, one with another, to form a common metapopulation for exchange of animals in a natural way (e.g., ‘building’ ecological corridors) or stimulated transfers of individuals from one herd to another. These practices should incorporate knowledge of the genetic structure of respective populations and the history of their development. This is particularly important, since many populations originate directly or indirectly from material obtained from Poland or from larger enclosed breeding centres, which did not have descendants from all the founders. Recent reintroductions in Belarus are a good example of this (see below).

Establishing sufficiently large populations or a network of metapopulations is necessary for minimising the effects of stochastic gene loss in small isolated populations. The reproducing size (75–100 individuals) of these populations should exceed at least 50 effective individuals – the bigger the better. Simulations, conducted using the Białowieża population, have indicated that free-ranging populations need a carrying capacity of at least 100 to be demographically safe. If small groups (15–20 individuals, selected according to pedigree, age and sex) are chosen, they should be allowed to grow quickly, at least, up to 100 to found a new population. Theoretical population models that guarantee steady long-term development indicate that only effective populations of approximately 500 unrelated and intensively reproducing animals can fulfil these conditions (Franklin 1980; Soulé 1987; Nunnery and Campbell 1993). Analysis of the size and genetics of the European bison population show that there is still a long way to go until this goal is achieved.

It is also very important to **include all the founder’s genes into free-ranging populations** as represented in the captive world population. In practice, the process of releasing

captive animals into free-ranging conditions would initially require pre-release adaptation centres. There are some special centres in Poland and Russia for adaptation and breeding of European bison for release, but more are required. During the last few years, only a few transfers of European bison from zoos into such breeding centres took place. The process has to be more intensive. The future of the species lies in managing free-ranging populations of various sizes. Successful cooperation between captive breeders, adaptation centres and free-ranging herds needs special attention and financial support. Greater international and regional funds should be provided for scientific research.

The creation of a **more compact geographic range** for the species should be initiated. Certain possibilities seem to exist in the Carpathians (Lowland-Caucasian line), on the border between Poland, Slovakia and Ukraine, and even more probably, between Ukraine and Romania, because of the existing large Bukovynska population. The Polish-Ukrainian agreement signed for the protection of border territories and free-ranging populations of European bison inhabiting that part of the Carpathians creates a solid base for the reconstruction of the bison’s geographic range there (Flint *et al.* 1986; Pucek 1994; Perzanowski and Kozak 1999; Perzanowski and Paszkiewicz 2000).

The Russian Federation has begun to create large populations in the Orel–Bransk region and the neighbouring areas of north-east Ukraine (Desnjansko-Starohutski National Park, Sumy region), as well as, the Vologda region.

Similar initiatives could be suggested for the Lowland line in the region of Belarus, if northern Poland and Lithuania sub-populations are included (see under Belarus, this chapter).

European bison reintroductions are most frequently located in forest ecosystems, which are far from areas affected by anthropogenic alterations. Such populations require constant control by man. This refers particularly to the regulation of bison numbers and the species adaptation to current environmental resources available for the large herbivore community. Locally, regulation is necessary and intended for the good of the species whose unlimited increase could exceed the carrying capacity of the habitat. Despite the status of the European bison as an Endangered species (IUCN 2003), the regulation of its numbers is a necessary practice for the sake of the species and its further restitution. However, **models of bison population management** should be elaborated to ensure effective actions.

European bison habitat should be properly managed, with the formation of watering places, cultivated meadows or feeding glades for use by other ungulates. European bison feeding pressure on the forest can be considerably decreased by creating properly managed large glades and forest meadows.



Poaching is a serious threat to the European bison in several countries. Regulations that are more restrictive are necessary to preserve free-ranging bison. Financial support and a system for compensation should be developed in particular countries. Including the European bison in the Habitat Directive of the European Union, especially in Appendix II (which lists animals in need of specially protected areas) and Appendix IV (listing endangered species in need of special protection), may guarantee **better protection for the species**. It has also been suggested that the European bison – an endangered species of the IUCN Red List (2003) – should be placed in Annex 2 (strictly protected fauna species) of the Bern Convention. There are also some general problems, which should be addressed, and included in an action plan for European bison. These are:

- The **European Bison Pedigree Book (EBPB)** has been published for 70 years nearly unchanged in terms of basic format and the scope of data presented. Poland is responsible for this task, sometimes with differing success rates in the regularity of publication. However, all European bison owners take responsibility for the accuracy of the actual data published.

The role of EBPB cannot be overstated (*cf.* Chapter 1). It is the only source of information about European bison registered in the world and the basic source of data about number, location, and the genealogy of the species. Breeders use the EBPB editorial office to make contacts and find information about the species.

The tasks performed by the EBPB should increase in the near future according to the recent state of the species. These should include:

1. Evaluation of the global European bison population, based on knowledge of pedigree and calculation of coefficients, for example inbreeding, genetic uniqueness or contribution of founders to the gene pool of the species. The evaluation should be based on an official register for the European bison (individual registration in captivity and group registration for free-ranging and semi-free herds).
2. The information provided by EBPB should be extended to include results from the genetic evaluation of animals in captive herds and free herds as a tool helpful in the conservation of genetic variability.
3. The EBPB office should serve as an advisory and information centre for breeders and for reintroduction purposes, in order to obtain the best results for the species restitution.
4. The EBPB should be located in an established institution, (currently Białowieża National Park, Poland), but not in *ad hoc* specialist groups, societies, ministries, etc.). The main products of EBPB are archives and databases of great importance for the recovering species. All this information should be

based on accurate genealogies supplied to the studbook keeper.

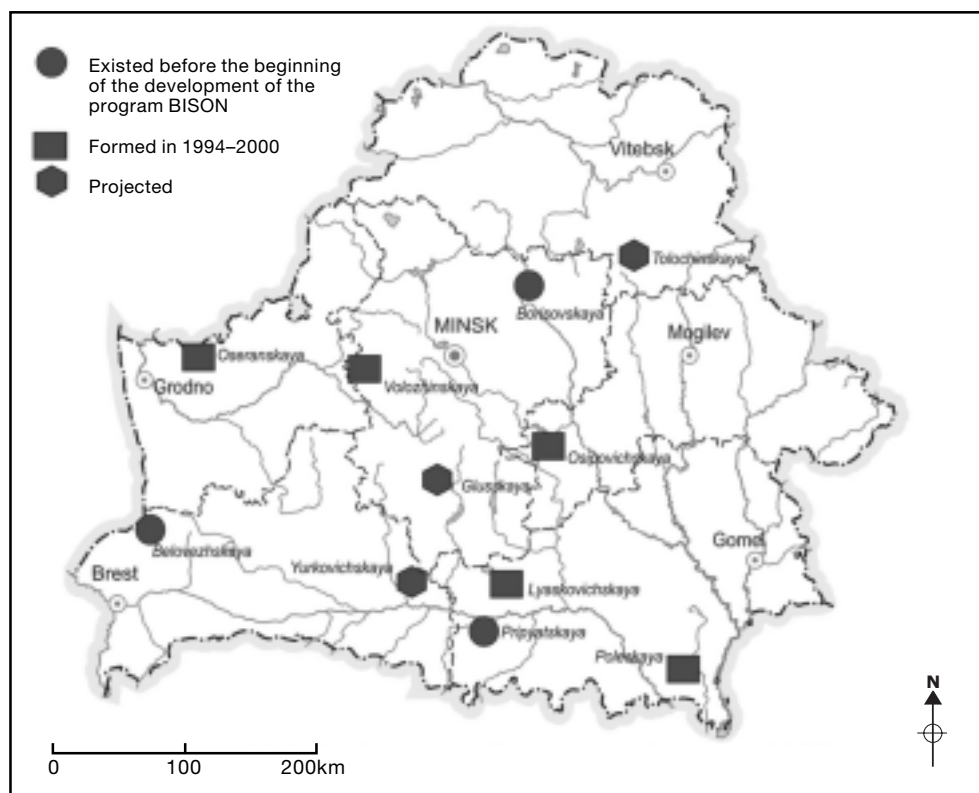
5. EBPB should develop other databases, for example with species bibliography, photos, etc.
  6. Governmental authorities for nature protection should supervise the activity of European bison breeding centres.
- Establishing an **International European Bison Breeding Centre (IEBBC)** is proposed for the coordination of restitution, reintroductions, monitoring of captive and free-ranging herds, and most of all – gene pool preservation and genetic management of particular herds. The EBPB database – as the main source of information on European bison worldwide – should have its role extended and cooperate very closely with the proposed IEBBC, or be a part of it. This centre must provide all kinds of information and be available to all interested users, possibly free of charge. A mutual agreement should be achieved in cases of data publication, and appropriate acknowledgements given.
  - Detailed **methods of transportation** of European bison should be worked out to minimise eventual losses during international transfer (refer to IATA 2003).
  - The creation of a **web site** at the centre and an official European bison newsletter (EBNL) available on the internet is essential for the quick exchange of ideas, recommendations and instructions for breeders and those seeking information on European bison.

## 13.1 Details concerning an Action Plan for European bison developed in particular countries

### 13.1.1 Belarus

The forest ecosystem of Białowieża Primeval Forest (now Belarus and Poland) was the last sanctuary for wild Lowland European bison in the beginning of the 20th century. However, this does not mean it was the most adequate habitat. The first free-living herds of the species (Lowland subspecies, *Bison bonasus bonasus*) were re-established in the 1950s. Today, the forest complex is divided by a state border and a frontier fence (Chapter 8.2.2). The Belarus part of Białowieża Forest is sufficient for 200–250 European bison only, but this is not enough for the long-term survival of the species. There are no other sufficiently large ranges for free-living populations of European bison in Belarus.

The main purpose of the regional Belarus State Programme on Resettlement, Conservation and Use of the European Bison (1998) is to establish 10–12 small (50–100 animals) free-living populations (“satellite micro-populations”) of the Lowland line, connected with



**Figure 13.1.**  
**Distribution of free-ranging populations of European bison in Belarus (acc. to P. Kozlo, pers. comm.).**

ecological corridors and treated as one population. Before 1994, three micro-populations of European bison had been established, in 2000 this had increased to seven, the process of enlarging their size and number still continues (see Figure 13.1). In 2001, there were 520 European bison living free in Belarus. There has been some artificial exchange of Lowland line animals between all bison populations in Belarus and other herds situated elsewhere (Poland, Lithuania). Herds inhabiting national parks and reserves have the status of an insured species. Herds formed in managed forests have the status of a reserve species; once their numbers sufficiently increase, there may be regulated hunting (Kozlo 1999; pers. information).

Priorities for this project (running until 2005), include the formation of further micro-populations in this scheme, arranging contacts with other populations of this genetic line (outside Belarus) and monitoring and scientific investigation of the process of reintroduction.

### 13.1.2 Latvia

Southern Latvia is within the historical distribution range of the European bison (Figure 8.1).

In the 1980s and 1990s, animals from Lithuania frequently crossed the border with Latvia but were poached (Balčiauskas, pers.comm). WWF-Latvia started a programme aimed at the reintroduction of the species into the region (Mednis, pers.comm), and in 2004 five European bison were transported from the Netherlands and Germany

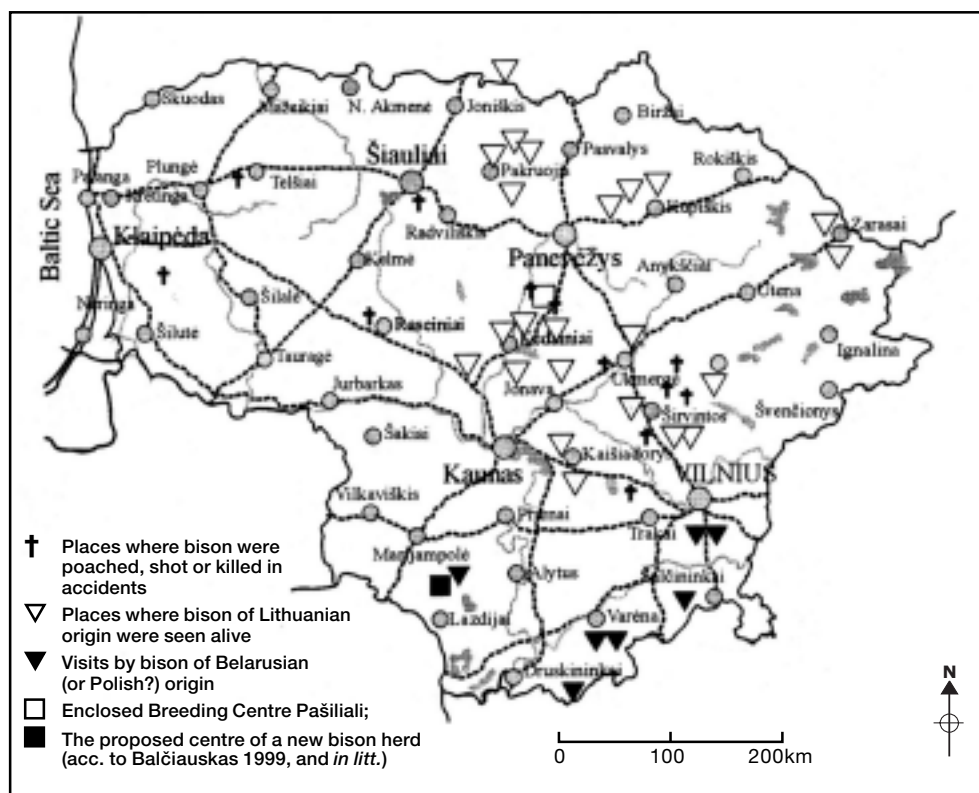
to a 200 ha enclosure in the Liepaja district. It has been decided that all future animals will be reintroduced in consultation with the EBPB. In the future this semi-free herd will be released to the wild and contact with the Lithuanian free herd will be possible.

The European bison will be included into the Latvian fauna listing and the proper legislation process will be undertaken.

### 13.1.3 Lithuania

There is no official conservation strategy for European bison in Lithuania. The status of free-ranging animals is under discussion at the Red Data Commission of the Ministry of Environment. It is worth noting that Lithuania is an exclusive example, where the European bison's existence is in a highly anthropogenic agricultural landscape, with different ecology and human dimension aspects.

Details on the status of the European bison, and the potential for the extension of its range in Lithuania, have recently been published (Balčiauskas 1999). European bison from Panevezys-Pasiliu migrate widely throughout Lithuania, and animals from Belarus or Poland are believed to be spreading northwards into southern regions of the country (Figure 13.2). This natural process is worthy of support and the new free-ranging herd in the region of the Bukta or Kalniškės forest is thought to be established. Together with Belarus and the herds in northern Poland,



**Figure 13.2.** Movements of free-ranging European bison outside the Pašilių area and the proposed site for the new bison herd.

this could be part of a more compact range of Lowland European bison. When Lithuanian bison herds increase in size it is proposed that they are regulated by means of hunting and that their status be changed to ‘game animal’ (Balčiauskas 1999; also see Chapter 9).

There is a project in Latvia aimed at restoring the large herbivore community, including the reintroduction of European bison from north-west Lithuania.

There is a need for a management plan for Lithuanian bison, which should include, among other tasks, new reintroductions, exchange of animals, scientific research, and monitoring.

### 13.1.4 Poland

There is no official strategy for European bison conservation in Poland yet. Some ideas were previously presented (Pucek 1994). The project of national strategy for European bison (Olech and Perzanowski 2002) is adjusted and will be probably implemented this year. Below are the main points concerning how to better preserve bison in Poland.

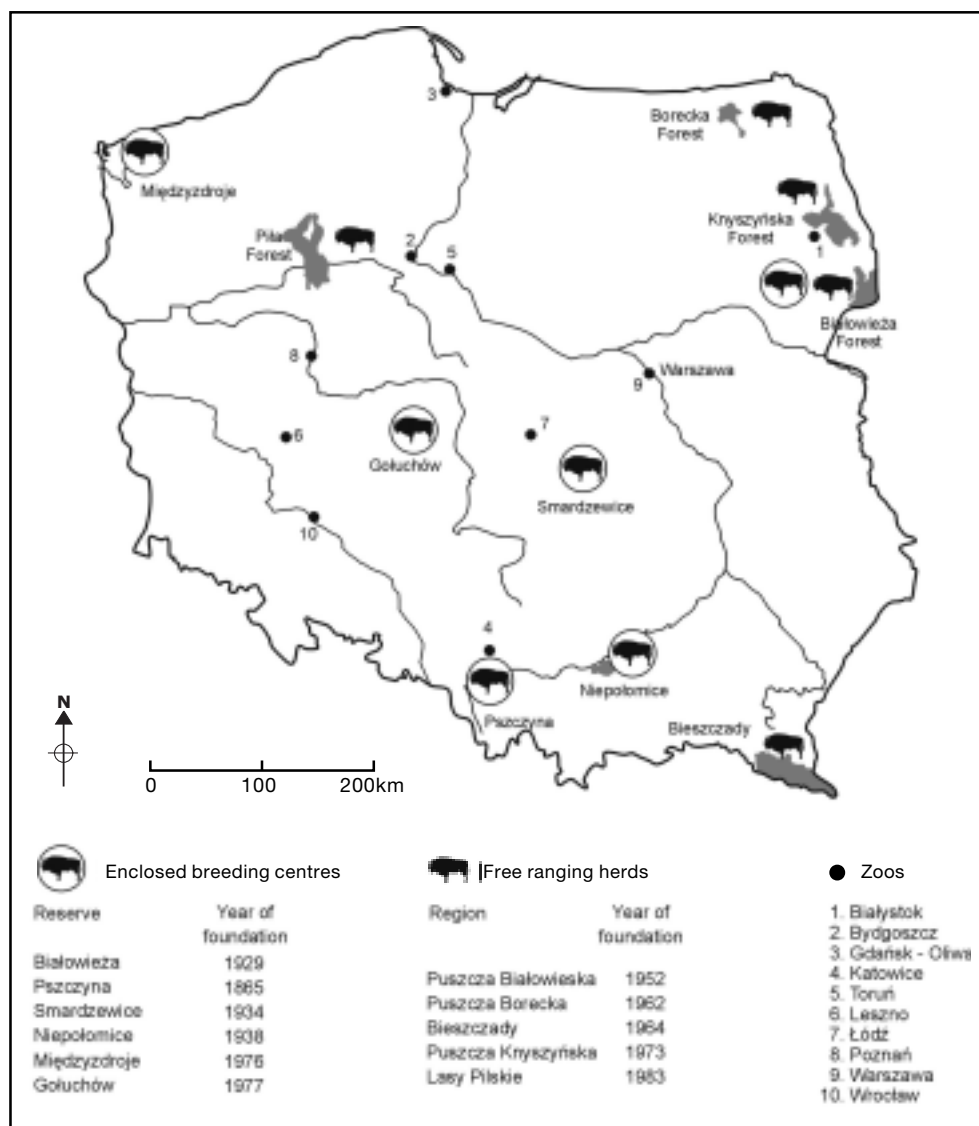
The total number of European bison maintained in Poland at the end of 2000 was equal to 717. For many years the numbers have been stable at this level (600–700 animals) but have recently increased (804 at the end of 2002). There are five free-ranging herds (Figure 13.3) containing 75–80% of all bison, six enclosed breeding centres (EBC) (17%) and 10 zoological gardens with approximately 5% of all bison. It has been suggested that

all bison kept in enclosed centres and zoological gardens should constitute one breeding herd of known pedigrees, regulated according to a uniform conservative breeding programme (Olech 1997). The programme assumes the existence of a total effective population of approximately 100 bison in all EBC’s with not less than 10 effective individuals in each centre. The mating system should optimise the exchange of bulls between centres and avoid the introduction of animals from free-ranging herds (i.e., animals of unknown pedigree). More than 60% of captive Lowland European bison are kept in Polish reserves and zoos. As a consequence, Poland plays a special role in the breeding of this line. Unfortunately, the exchange of

The free-ranging herd in Bieszczady, Poland.



P. Duell



**Figure 13.3.**  
**Distribution of**  
**Enclosed Breeding**  
**Centres, free-ranging**  
**populations, and Zoos**  
**possessing European**  
**bison in Poland (acc. to**  
**Krasiński 1994,**  
**changed).**

animals between countries is very limited; therefore, in the future some attention should be focused on developing a coordinated, international network for the captive Lowland line.

Free-ranging populations are found mainly in the large forest complexes of eastern Poland (the Borecka, Knyszyn, Białowieża and Bieszczady Forests) (Figure 13.3). Limited contact may exist between Białowieża and Knyszyn Forest, while the distance to Borecka Forest is too great for bison migration. Contact of these herds with the population in Bieszczady is not recommended since only bison of the Lowland-Caucasian line live there. Eastern Poland was recently suggested for prairie bison breeding but the governmental nature protection authorities did not allow it.

The enlargement of small groups of bison in Knyszyn Forest (up to 30–50) and Borecka Forest (up to 70 heads) has been suggested (Krasiński and Krasińska 1992) and the same also applies to the Wałcz herd (26 individuals in

2000). All these herds should increase in size and be incorporated into a metapopulation if the genetic principles of long-term survival in viable populations of threatened species are accepted (see Chapter 9). The gene flow between herds would be assured through translocations but in the future some natural exchange should be possible.

Białowieża Primeval Forest plays a special role in European bison restitution in Poland. Both the historical aspects and the present size of the population contribute significantly to the whole forest complex – a future trans-border biosphere reserve. This population is also of great significance in the expansion of the Lowland bison population throughout the world. In the post-war period until 2000, 434 bison were transported from the Białowieża to 11 countries (Z. A. Krasiński, *in litt.*).

Białowieża Primeval Forest (now Poland and Belarus) is undoubtedly the last refuge for the European bison, which deserves special attention and priority there (Pucek 1993, 1994). The structure of the deer community and

other models of game management and preservation in this forest complex should offer the best chances for the European bison to thrive.

Territory for further European bison reintroductions is limited to north-east Poland (Lowland bison) and to the Bieszczady (Lowland-Caucasian line). Extension of these ranges and attempts to form more free-ranging bison herds, facilitating contact between already existing ones, is necessary for the progress of bison naturalisation. However, territory expansions have faced objections until now from those involved in the forest economy.

Lowland line bison in Polish EBC's have the same founder contributions and other characteristics as the rest of the world captive herd. Animals of the Lowland line are however strongly inbred. The inbreeding coefficient ranges mainly between 0.3 and 0.5 (Olech 1987, 1998). Therefore, cooperative action for the exchange of males in other countries has already started.

There is a necessity for a definite breeding policy within each European bison herd, covering all bison in Poland, centrally controlled with a supervised breeding system. Therefore, a European bison breeding and management centre should be established. The centre could be located in Białowieża National Park, which is the home of the international bison database and editorial board of the European Bison Pedigree Book.

Serious threats to the future of the European bison in Poland (and elsewhere) lie in its state of health. In the previous century, cases of epizooty were noted among bison in Białowieża Forest (Wróblewski 1927). Foot-and-mouth disease decimated whole herds in Polish reserves in the 1950s (Jaczewski 1960; Podgurniak 1967). The disease which affects male reproductive organs (manifested in the inflammation of the penis and prepuce, leading to diphtheroid-necrotic lesions), is a new phenomenon revealed at the beginning of the 1980s in Białowieża Primeval Forest and in Nadworniański Forest (Ukraine) (Piusiński *et al.* 1997); its etiology has not yet been elucidated. Cases

of tuberculosis were recently recorded in the Bieszczady Mountains (Żórawski and Lipiec 1997). A decision has been made to eliminate the infected herd in the Brzegi Dolne Forest District (about 15 animals). Additionally, all dead bison found in the area of the Bieszczady Mountains are examined to determine the presence of TB.

The elimination of diseased animals can seriously affect a population's structure. To ensure that care is taken during such procedures, a system of elimination based upon sex and age groups/classes is recommended (Pucek *et al.* 1996b).

European bison breeding in Poland is lacking investment with regard to the equipment found in enclosures, means and methods of bison transportation, prophylactics and veterinary supervision. They currently receive food traditionally given to domestic animals, which is very different from the bison's natural diet composition. New methods for feeding captive animals and prophylactics should be developed, and the necessity of supplementary feeding of free-ranging herds during winter re-considered.

### 13.1.5 Russian Federation

The strategy for European bison conservation in Russia was prepared in 2000 and published in 2002, after acceptance by the Ministry of Environment (Flint *et al.* 2002).

The Russian Federation (as a part of the former USSR) began the programme to re-establish European bison to the forest ecosystems of Europe about 50 years ago. Two large breeding centres worked to produce a stock of young animals annually, adapted for free-living conditions. These animals were used for establishing free-living herds in the Carpathians, lowland Ukraine and the Caucasus region (North Osetia, Chechnya). There has been a very rapid decline of free-living populations in the Caucasus region during the last few years (Table 9.2), and it appears the process cannot be stopped in this politically unstable region.



The semi-free breeding centre in Cherga (Altai Mountains, Siberia, Russia). In these harsh conditions European bison are managed very well.

The main purpose of the regional Russian action plan for the European Bison is to preserve the species as a natural component of the European forest ecosystem, with maximum possible genetic diversity. This is intended to be reached through preserving existing populations and the foundation of at least two large (500–1,000 or more animals) free-living populations. The populations should be designed to contain all the preserved genetic diversity and to have possibilities for long-term viability and survival. Some areas have already been suggested for the foundation of new large free-living populations in the European part of Russia. Such areas are the territories of Brjansk, Smolensk, Kaluga, Novgorod and the western part of Orel regions, in the eastern part of the historical range of the species. Another possibility is the Vologda region (59°N) and the broad-leaved forest of the Ural and Siberia. Further detailed suggestions are found in Russian Strategy (Flint *et al.* 2002). The possibilities for the successful development of large free-ranging populations of European bison in Russia must be examined carefully. Some priority projects for 2002–2005 are indicated below.

Projects of the highest priority:

1. **Population of European bison in Orel-Brjansk region:**
  - a) restoration project of a large complex population on an ecological and genetic foundation;
  - b) reintroduction and development of new free-living herds;
  - c) continuous scientific monitoring of the European bison population;
  - d) extending this population into the north-east regions of Ukraine (for details, see under Ukraine).
2. **The development of an experimental free-living population of European bison in the northern region of the European part of the Russian Federation (Vologda region):**
  - a) projects for establishing a large complex population based on ecological, behavioural and genetic backgrounds;
  - b) the reinforcement of the current experimental population with new animals and its development into a larger population;
  - c) monitoring and scientific investigations of the bison population.
3. **The reconstruction of European bison Central Breeding Centres in State Prioksko-Terrasny Biosphere Reserve and in Oka Reserve include:**
  - a) The reconstruction of the reserve's territory;
  - b) The re-stocking of most breeding groups with animals of high genetic diversity or with rare genomes.
4. **Monitoring and scientific investigation in all current Russian populations of European bison.**



Z.A. Krasinski

European bison in “Dragoș-Voda” Reserve in the Carpathian mountains, Romania.

### 13.1.6 Romania

Four ‘free-living’[!] European bison populations are located in Romania in *The Atlas of European Mammals* (edited by Mitchell-Jones *et al.* 1999), according to information of D. Murariu and I. Coroiu. Neither of these ‘populations’ have been registered in the EBPB 2001. As far as we know, there is one European bison captive herd (162ha enclosure) in Neagra-Bucșani Reserve, counting 45 animals (2000). Four animals are living in a 4ha enclosure in “Dragoș-Voda” Vanatori-Neamt Reserve and four in Hateg-Slivut Reserve. Except for those in Dragoș-Voda, all Romanian bison are of unknown pedigree (R. Deju, *in litt.*). The National Strategy for Romania is under preparation and further aims are to enrich and create a larger herd in “Dragoș-Voda” Reserve to support the general plan of reintroductions in the eastern Carpathians.

### 13.1.7 Slovakia

L. Brtek (*in litt.*) prepared a detailed conservation strategy for European bison in Slovakia. It includes active protection of animals migrating in a natural way from Poland (from Bieszczady Mountains), new reintroductions of animals from other countries and from EBC Topolčanki. This should lead to the formation of new free-living herds, in the eastern Carpathians, on the Slovakian side of this mountain chain, and in National Park Poloniny, where the year round occurrence of European bison has been observed since 1997. Acclimatisation enclosures are under construction there (near artificial Lake Starina). The programme also includes modernisation of EBC Topolčanki (Brtek *in litt.*), which was unfortunately removed from EBPB in 2000 because of the lack of official information.



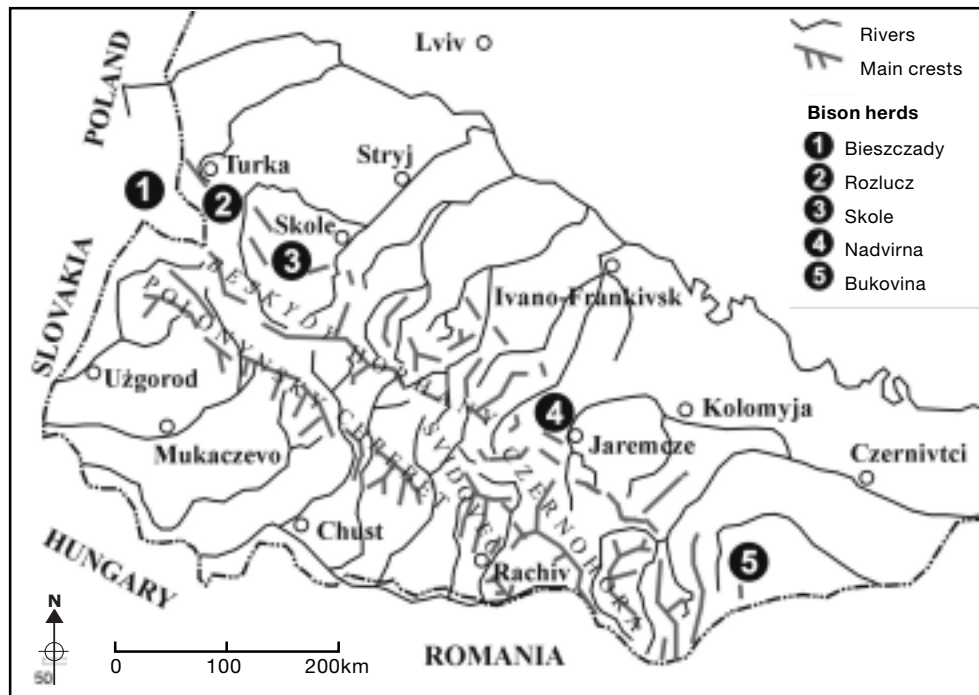
### 13.1.8 Ukraine

The Carpathians and north-west Ukraine were selected for the reintroduction of European bison in 1965. Some free-living herds were established there, while others were established in the forest complexes of Polesie and one in the forest-steppe zone. All exist in areas containing hunting farms and exploited woods. The populations were successful in most cases, and were used for so-called “experimental/selective hunting”. There are nine sub-populations of European bison in the Ukraine, counting 9–138 individuals (year 2000). Two of them account for more than 100 individuals and the other two for over 50 individuals (Tables 9.1 and 9.2). At the beginning of the restitution, the total number of bison doubled in 10 years (1971–1980), and doubled again during 1980 to 1986 and 1986 to 1990. The maximum number of free-living European bison (664 animals) was registered in 1994; however, declined to 426 in the year 2000, due to social and economical instability, insufficient protection, and poaching.

There is a strategy for the protection and rebuilding of the European bison population in the Ukraine, worked out by the Specialist Group at the Ministry of Ecology and Natural Resources. It proposes the creation of new free-ranging and regulated populations in nature reserves of

different landscape zones – one containing over 500 individuals in the Chernobyl Exclusion Zone, which is believed by Ukrainian authorities to be unique territory for such a herd. This programme has not yet occurred because of the many frequent changes in the authorities responsible for nature conservancy and due to little interest in bison restitution in this country. Even the European Bison Specialist Group has no information about research or management programmes for the species in the Ukraine or about any regional action plan.

A special initiative and reintroduction programme was developed, covering the eastern Carpathians, including the Polish Bieszczady Mountains, Slovakia, Ukrainian Carpathians and even Romania (Figure 13.4). The suggestion to find a more continuous range for the species was expressed earlier (Pucek 1994; Pucek *et al.* 1996b) and is now in progress (Perzanowski and Kozak 1999; Akimov *et al.* 2001). However, such an approach is recommended only for bison herds in the Carpathians. Other Ukrainian herds are effectively isolated either due to considerable distances, or because of impenetrable barriers such as large rivers, highways, railroads or dense settlements (Perzanowski *et al.* 2004). In those cases, active management of the gene pool, including the controlled exchange of individuals, should be applied (Olech and Perzanowski 2002).



**Figure 13.4.**  
**Distribution of free-ranging herds of European bison in the Ukrainian Carpathians.** Herds 2 and 3 are treated as one population in Figure. 8.4 and Table 9.2 (Majdanska) (acc. to Perzanowski and Kozak 1999, modified).

# References

- Akimov, I., Kozak, I., Kryzhanovskii, V. and Perzanowski, K. 2001. Long-term population records – a crucial factor for the success of the re-establishment of European bison (*Bison bonasus*) population in Ukraine. *Ekológia* (Bratislava) 20, Suppl. 2/2001: 57–62.
- Aleksandrov, V.N. and Golgovskaya, K.J. 1965. Kormovye ugodya zubrov Kavkazskogo Zapovednika. *Trudy kavkazskogo gosudarstvennogo Zapovednika* 8: 129–154.
- Balčiauskas, L. 1999. European bison (*Bison bonasus*) in Lithuania: status and possibilities of range extension. *Acta Zoologica Lituanica. Biodiversity* 9, 3: 3–18.
- Ballou, J.D., Gilpin, M. and Foose, T.J. (eds) 1995. *Population Management for Survival and Recovery*. Columbia University Press.
- Bashkirov, I. 1940. Kavkazskii zubr. Monograficheskii ocherk. Pp. 7–72 in: *Kavkazskii zubr*. (ed. N.K. Kulagin). Glavnoe Upravlenie po zapovednikom, zooparkam i zoosadam. Moscow, USSR.
- Bauer, K. 2001: Wisent *Bison bonasus* (Linnaeus, 1758). In: *Die Säugetierfauna Österreichs*. (ed. F. Spitzenberger). Bundesministerium für Land- und Forstwirtschaft Umwelt und Wasserwirtschaft, Vol. 13: 736–743. Graz, Austria.
- Belousova, I.P. 1993. Influence of inbreeding on viability of European bison in Russia breeding centres. Pp. 29–43 + 114 in: *K voprosu o vozmozhnosti sokhraneniya zubra v Rossii* (ed. I.P. Belousova). ONTI PNTS RAN, Pushchino, Russia. [In Russian with English summary].
- Belousova, I.P. 1999. *Znachenie i otsenka pokazatelei geneticheskogo raznoobraziya dlya resheniya problemy sokhraneniya evropeiskogo zubra*. Prioksko-terrasnyi gosudarstviennyi biosfernyi zapovednik. Pushchino, Russia. Pp. 1–104.
- Bohlken, H. 1967. Beitrag zur Systematic der rezenten Formen der Gattung Bison H. Smith, 1827. *Zeitschrift für zoologische Systematik und Evolutionsforschung* 5: 51–110.
- Borowski, S. and Kossak, S. 1972. The natural food preferences of the European bison in seasons free of snow cover. *Acta Theriologica* 17: 151–169.
- Bunevich, A.N. 1989. Kharakteristika mesta obitaniya razlichnykh grup zubrov Belovezhskoi Pushchi v vegetacyonnyi sezon. *Vsesoyuznoe soveshchanie po probleme kadastra i uchota zhiivotnogo mira*. Ufa, Russia. 4: 102–104.
- Bunevich, A.N. 1994. Sostoyane populacii zubrov v vostochnoi chasti Pushchi. Sovremennye problemy okhrany zubra. *Materialy mezhdunarodnogo simpoziuma po zubru*, Minsk, Belarus. Pp. 35–39.
- Bunevich, A.N. 1999a. Mortality cases of European bison in Belarussian part of the Białowieża Forest. International Scientific Conference on Health Protection of free-ranging *Bison bonasus* in Białowieża Forest, Warsaw, November 26–27, 1999. Abstracts: 14–17.
- Bunevich, A.N. 1999b. Causes of natural mortality in the European bison from Białowieża Forest and their dynamics. Pp. 266–268 in: *Beloveskaya Pushcha na rubezhe tretogo tysyachletia* (eds. Luchkov A.I., et al.). Minsk, Belarus [In Russian].
- Bunevich, A.N. and Kochko, F.P. 1988. Dinamika chislennosti i struktura populacii zubrov Belovezhskoi Pushchi. *Populatsionnye issledovaniya zhiivotnykh v zapovednikakh. Sbornik nauchnykh Trudov*. Nauka Publisher, Moscow, USSR. Pp. 96–114.
- Burzyńska, B. and Topczewski, J. 1995. Genotyping of *Bison bonasus* kappa-casein gene following DNA sequence amplification. *Animal Genetics* 26: 335–336.
- Caboń-Raczyńska, K., Krasieńska, M. and Krasieński, Z. 1983. Behaviour and daily activity rhythm of European bison in winter. *Acta Theriologica* 28: 273–299.
- Caboń-Raczyńska, K., Krasieńska, M., Krasieński, Z.A. and Wójcik, J.M. 1987. Rhythm of daily activity and behaviour of European bison in Białowieża Forest in the period without snow cover. *Acta Theriologica* 32: 335–372.
- Czudek, A. 1930. Rozwój i przyszłość żubrów śląskich. *Sylvan* 48, 5: 1–15. [In Polish with English summary].
- Czykier, E., Sawicki, B. and Krasieńska, M. 1999. Postnatal development of the European bison spermatogenesis. *Acta Theriologica* 44: 77–90.
- Daleszczyk, K. and Krasieński, Z.A. 2001. Parturition behaviour of European bison living in reserves. *Folia Zoologica* 50: 75–78.
- Drózdź, J. 1961. A study on helminthes and helminthiasis in bison, *Bison bonasus* (L.) in Poland. *Acta Parasitologica Polonica* 9: 55–95.
- Drózdź, J., Demiaszkiewicz, A.W. and Lachowicz, J. 1989. The helminth fauna of free-ranging European bison, *Bison bonasus* (L.). *Acta Parasitologica Polonica* 34: 117–124.
- Drózdź, J., Demiaszkiewicz, A.W. and Lachowicz, J. 1994. The helminth fauna of free-ranging European bison, *Bison bonasus* (L.), studied again 8 years after reduction of bison, in the Białowieża Forest. *Acta Parasitologica* 39: 88–91.
- Drózdź, J., Demiaszkiewicz, A.W. and Lachowicz, J. 2000. Ashworthiosis – new parasitosis of wild ruminants. *Medycyna Weterynaryjna* 56,1: 32–35. [In Polish with English summary].



- Dzięciółowski, R.M. 1991. Ecological niches of five big ungulates in Forest Tract. *Folia Forestalia Polonica*. Series A.- Forestry 33: 56–70.
- Dzięciółowski, R., Kossak, S., Borowski, S. and Morow, K. 1975. Diets of herbivorous mammals. *Polish Ecological Studies* 1: 33–50.
- EBPB 2001. *European Bison Pedigree Book 2000*. Białowieża National Park, Białowieża, Poland. Pp.1–59.
- Flerov, K.K. 1979. Systematics and evolution. Pp. 9–127 in: *European Bison* (ed. E.V. Sokolov). Nauka Publisher, Moscow, USSR [In Russian].
- Flint, V.E., Belousova, I.P., Pererva, V.I., Kazmin, V.D., Kiseleva, E.G., Kudryavtsev, I.V., Pierozikov, E.N. and Sipko, T.P. 2002. *Strategy for conservation the European bison in the Russian Federation*. Russian Academy of Sciences, Moscow: 1–45
- Flint, V.E., Pererva, V.I. and Bragin, A.B. 1986. Osnovnye principy rasseleniya zubra. Pp. 93–95 in: *Pervoe soveshchanie po problemam zookultury* (eds. V.E. Sokolov and E.E. Syroechkovskii). Moscow, USSR.
- Franklin, I.R. 1980. Evolutionary changes in small populations. Pp.135–150 in: *Conservation Biology. An Evolutionary Ecological Perspective* (eds. M.E. Soulé and B.A. Wilcox). Sinauer Associates, Sunderland, MA., USA.
- Genthe, F. 1918. Die Geschichte des Wisents in Europa. *Bialowies in deutscher Verwaltung* (Berlin) 3: 119–140.
- Gębczyńska, Z., Gębczyński, M. and Martynowicz, E. 1991. Food eaten by free-living European bison. *Acta Theriologica* 36: 307–313.
- Gębczyńska, Z., Kowalczyk, J., Krasińska, M. and Ziółcka, A. 1974. A comparison of the digestibility of nutrients by European bison and cattle. *Acta Theriologica* 19: 283–289.
- Gębczyńska, Z. and Krasińska, M. 1972. Food preferences and requirements of the European bison. *Acta Theriologica* 17: 105–117.
- Gębczyński, M. and Tomaszewska-Guszkiewicz, K. 1987. Genetic variability in the European bison. *Biochemical Systematics and Ecology* 15: 285–288.
- Gill, J. 1989. Seasonal changes in the red blood cell system in the European bison, *Bison bonasus* L. *Comparative Biochemistry and Physiology* 92A: 291–298.
- Gill, J. 1992a. Seasonal changes in the white blood cell count and in blood sedimentation rate in the European bison *Bison bonasus*. *Acta Theriologica* 37: 279–290.
- Gill, J. 1992b. Seasonal changes in activity of some enzymes in the European bison *Bison bonasus*. *Acta Theriologica* 37: 291–300.
- Gill, J. 1995. Serum lysozyme in the European bison, *Bison bonasus* (L.). *Comparative Biochemistry and Physiology* 110B: 235–240.
- Gill, J. 1999. *An Outline of European Bison Physiology*. Monograph. Severus Publisher, Warsaw, Poland. Pp.1–176 [In Polish with English summaries].
- Groeben, G. von der. 1932. Das Zuchtbuch. *Berichte der Internationalen Gesellschaft zur Erhaltung des Wisents* 5: 5–50 + PII–X.
- Groves, C.P. 1981. Systematic relationships in the Bovini (Artiodactyla, Bovidae). *Zeitschrift für Zoologische Systematik und Evolutionsforschung* 4: 264–278.
- Hartl, G.B. and Pucek, Z. 1994. Genetic depletion in the European bison (*Bison bonasus*) and the significance of electrophoretic heterozygosity for conservation. *Conservation Biology* 8: 67–174.
- Heptner, V.G., Nasimovic, A.A. and Bannikov, A.G. 1966. *Die Säugetiere der Sowjetunion. 1. Paarhufer und Unpaarhufer*. G. Fischer Verl. Jena, Germany. Pp.1–939.
- IATA 2003. *Live Animal Regulations*. 30th edition effective October 2003 to September 2004. International Air Transport Association, Montreal, Canada and Geneva, Switzerland.
- IUCN 2003. *2003 IUCN Red List of Threatened Species*. IUCN, Gland, Switzerland: <http://www.redlist.org>
- Jaczewski, Z. 1958. Reproduction of the European bison, *Bison bonasus* (L.) in reserves. *Acta Theriologica* 1: 333–376.
- Jaczewski, Z. 1960. Beobachtungen bei der Maul- und Kauensauche in polnischen Wisentreservaten. *Zeitschrift für Jagdwissenschaft* 6: 100–107.
- Jakob, W., Schröder, H.D., Rudolph, M., Krasiński, Z.A., Krasińska, M., Wolf, O., Lange, A., Cooper, J.E. and Frölich, K. 2000. Necrobacillosis in free-living males European bison in Poland. *Journal of Wildlife Diseases* 36: 248–256.
- Jędrzejewska, B., Jędrzejewski, W., Bunevich, A.N., Miłkowski, L. and Krasiński, Z.A. 1997. Factors shaping population densities and increase rates of ungulates In Białowieża Primeval Forest (Poland and Belarus) in the 19th and 20th centuries. *Acta Theriologica* 42: 399–451.
- Kalugin, C.G. 1968. Vostanovlenie zubra na severo-zapadnom Kavkaze. *Trudy kavkazskogo gosudarstvennogo Zapovednika* 10: 3–94.
- Karcov, G. 1903. *Belovezhskaya Pushcha*. Artisticheskie Zavedenie A. F. Marksa, Petersburg, Russia. Pp.1–414 + 31.
- Kazmin, V.D. 1989. Dinamika chislennosti i sovremennoe sostoyanie kavkazsko-belovezhskikh zubrov v severo-osetinskom zapovednike i zakaznike “Tseiskii”. *Ekologicheskie problemy stavropol'skogo kraya i sopedelnykh territorii. Tezisi dokladov*, Stavropol': 323–325.
- Kazmin, V.D., Arbuzova, M.V. and Zembatova, A.A. 1992. Travyanistaya rastitel'nost v zimnem pitanii kavkazsko-belovezhskikh zubrov na pastbishchnom hrebte Tsentralnogo Kavkaza. *Okhrana i izuchenie redkikh i izcheyayushchikh vidov zhivotnykh v zapovednikakh*. CNIL okhotnich'ego khozyaistva i zapovednikov, Moscow, Russia: 21–28.

- Kazmin, V.D. and Smirnov, K.A. 1992. Zimnee pitanie, kormovye resursy i troficheskoe vozdeistvie zubra na lesnye fitocenozy Tsentral'nogo Kavkaza. *Byulleten' Moskovskogo obshchestva ispytatelei prirody, Otdel biologicheskii* 97, 2: 26–35.
- Kholodova, M.W. and Belousova, I.P. 1989. Consumption and assimilation of nutrient substances and energy by *Bison bonasus*. *Zoologicheskii Zhurnal* 68, 12: 107–117. [In Russian with English summary].
- Kholodova, M.W. and Belousova, I.P. 1993. The study of fooder's assimilation effectiveness and energy by European and American Bison in main breeding centre of Prioksko-terrasny Biosphere Reserve. Pp. 85–90+117 in: *K voprosu o vozmozhnosti sokhraneniya zubra v Rossii* (ed. I.P. Belousova). Russian Academy of Sciences, Pushchino, Russia. [In Russian with English summary].
- Kirikov, S.V. 1979. Distribution of European bison in the USSR territory in the XIth–XXth centuries. Pp. 471–487 in: *European Bison* (ed. E.V. Sokolov). Nauka Publisher, Moscow, USSR. [In Russian].
- Kiseleva, E.G. 1969. Breeding of the Caucasus-Białowieża European bison in the Okski Reservation. *Postępy Restytucji Żubra. Materiały III Konferencji Polsko-Radzieckiej Białowieża-Kamieniuki 18–21 kwietnia 1967 r.*: 233–249. PWN - Polish Scientific Publisher, Warsaw, Poland [In Russian and Polish with English summary].
- Kita, J., Anusz, K., Dziąba, K., Piusiński, W., Kowalski, B., Krasieński, Z., Bielecki, W. and Osińska, B. 1995. Some biochemical parameters in blood of free-rearing European bison in the Białowieża Forest. *Medycyna Weterynaryjna* 51: 386–388.
- Kobryńczuk, F. 1985. The influence of inbreeding on the shape and size of the skeleton of the European bison. *Acta Theriologica* 30: 379–422.
- Korochkina, L.N. 1969. Vidovoi sostav lesnoi travyanistoi rastitelnosti v pitanii zubrov Belovezhskoi Pushchi. *Belovezhskaya Pushcha. Issledovaniya* 3: 204–221.
- Korochkina, L.N. 1972. Travyanistaya rastitelnost v pitanii zubrov Belovezhskoi Pushchi. *Belovezhskaya Pushcha. Issledovaniya* 6: 110–124.
- Korochkina, L.N. 1973. Rayon obitaniya i statialnoe razmeshchenie zubrov v Belovezhskoi Pushche. *Belovezhskaya Pushcha. Issledovaniya* 7: 148–164.
- Korochkina, L.N. 1974. Voprosy reaklimatyzacii zubrov i emkost kormovykh ugodii Belovezhskoi Pushchi. *Belovezhskaya Pushcha. Issledovaniya* 8: 118–133.
- Korochkina, L.N. and Bunevich, A.N. 1980. Znachenie kormovykh polei v pitanii kopytnykh Belovezhskoi Pushchi. *Zapovedniki Belarussii. Issledovaniya* 4: 109–116.
- Korochkina, L.N. and Kochko, F.P. 1982. Mortality in free-ranging European bison population in Białowieża Forest. *Zapovedniki Belarussii. Issledovaniya* 6: 96–112. [In Russian].
- Korochkina, L.N. and Kochko, F.P. 1983. Dinamika chislennosti volnozhivushchikh zubrov Belovezhskoi Pushchi. *Zapovedniki Belarussii. Issledovaniya* 7: 52–59.
- Kowalczyk, J., Gębczyńska, Z. and Krasieńska, M. 1976. The digestibility of nutrients of natural diet by European bison in different seasons. *Acta Theriologica* 21: 141–146.
- Kozlo, P. 1999. Revival of bison in Belarus. In: *Biological Diversity of Belarus*. Belsens Ltd., Minsk, Belarus. Brochure.
- Krasieńska, M., Caboń-Raczyńska, K. and Krasieński, Z.A. 1987. Strategy of habitat utilisation by European bison in the Białowieża Forest. *Acta Theriologica* 32: 147–202.
- Krasieńska, M. and Krasieński, Z.A. 1994. Spatial structure of the European bison population in the Polish part of the Białowieża Forest 1976–1993. *Parki Narodowe i Rezerваты Przyrody* 13: 69–87 [In Polish with English summary].
- Krasieńska, M. and Krasieński, Z.A. 1995. Composition, group size and spatial distribution of European bison bulls in Białowieża Forest. *Acta Theriologica* 40: 1–21.
- Krasieńska, M. and Krasieński, Z.A. 2002. Body mass and measurements of the European bison during postnatal development. *Acta Theriologica* 47: 85–106.
- Krasieńska, M., Krasieński, Z.A. and Bunevich, A.N. 1997. Differentiation of the size of mixed groups of European bison populations depending on the habitats utilised in Białowieża Forest. *Parki Narodowe i Rezerваты Przyrody* 16, 1: 55–66 [In Polish with English summary].
- Krasieńska, M., Krasieński, Z.A. and Bunevich, A.N. 2000. Factors affecting the variability in home range size and distribution in the Polish and Belarussian parts of the Białowieża Forest. *Acta Theriologica* 45: 321–334.
- Krasieński, Z. 1967. Free-living European bison. *Acta Theriologica* 12: 391–405.
- Krasieński, Z.A. 1978a. Dynamics and structure of the European bison population in the Białowieża Primeval Forest. *Acta Theriologica* 23: 13–48.
- Krasieński, Z.A. 1978b. Restytucja i ewolucja wolnych populacji żubra w Polsce. *Człowiek i Nauka, Wiedza Powszechna*, Warsaw, Poland 207–229.
- Krasieński, Z.A. 1983. The first 10 years of free breeding of bison in the Białowieża Primeval Forest, 1952–1961. *Parki Narodowe i Rezerваты Przyrody* 4, 2: 39–50 [In Polish with English summary].
- Krasieński, Z.A. 1994. Restitution of the European bison in the Białowieża Reserve in years 1929–1952. *Parki Narodowe i Rezerваты Przyrody* 13, 4: 3–23 [In Polish with English summary].
- Krasieński, Z.A., Bunevich, A.N. and Krasieńska, M. 1994a. Characteristics of the European bison populations in the Polish and Belarussian parts of the Białowieża Forest. *Parki Narodowe i Rezerваты Przyrody* 13, 4: 25–67 [In Polish with English summary].

- Krasiński, Z.A. and Krasińska, M. 1992. Free ranging European bison in Borecka Forest. *Acta Theriologica* 37: 301–317.
- Krasiński, Z.A. and Krasińska, M. 1994. Performance of European bison population in the Borecka Forest. *Parki Narodowe i Rezerваты Przyrody* 13, 4: 89–106 [In Polish with English summary].
- Krasiński, Z.A., Krasińska, M. and Bunevich, A.N. 1999. Free-ranging populations of lowland European bison in the Białowieża Forest. *Parki Narodowe i Rezerваты Przyrody* 18, 4: 3–75 [In Polish with English summary].
- Krasiński, Z., Krasińska, M. and Leniec, H. 1994b. The European bison in the Knyszyn Forest. *Parki Narodowe i Rezerваты Przyrody* 13, 4: 107–114 [In Polish with English summary].
- Krasiński, Z. and Raczynski, J. 1967. The reproduction biology of European bison living in reserves and in freedom. *Acta Theriologica* 12: 407–444.
- Krasochko, P.A., Krasochko, I.A., Shashenko, A.S., Kochko, Yu.P., Gaevsky, V.I. and Bunevich, A.N. 1997. Propagation of infectious diseases in European bison in Belovezhskaya Pushcha. Pp. 209–214 in: *Belovezhskaya Pushcha. Forest Biodiversity Conservation* (eds. A. Luchkov, V. Tolkach, S. Berwick and Ph. Brylski). Minsk, Belarus.
- Krysiak, K. 1967. The History of the European bison in the Białowieża Primeval Forest and the results of its protection. *Acta Theriologica* 12: 223–231.
- Lacy, R.C. 1993. VORTEX: a computer simulation for use in population viability analysis. *Wildlife Research* 20: 45–65.
- Lacy, R.C., Hughes, K.A. and Miller, P.S. 1995. VORTEX: A stochastic simulation of the extinction process. Version 7. User's Manual. IUCN/SSC Conservation Breeding Specialist Group. Apple Valey, MN, USA. 111pp.
- McDonald, J.N. 1981. *North American Bison, Their Classification and Evolution*. University of California Press, Berkeley, Los Angeles, London. 316pp.
- Mitchell-Jones, A.J., Amori, G., Bogdanowicz, W., Kryštufek, B., Reinders, P.J.H., Spitzenberger, F., Stubbe, M., Thissen, J.B.M., Vohralik, V. and Zima, J. 1999. *The Atlas of European Mammals*. Academic Press, (Poyser) London, UK. 484pp. + XI.
- Mohr, E. 1933. Das Zuchtbuch. *Berichte der Internationalen Gesellschaft zur Erhaltung des Wisents* 5: 53–60 + Pl. XI–XII.
- Mohr, E. 1937. Das Zuchtbuch. *Berichte der Internationalen Gesellschaft zur Erhaltung des Wisents* 5: 61–79.
- Nunney, L. and Campbell, K.A. 1993. Assessing minimum viable population size: Demography meets population genetics. *TREE* 8: 234–239.
- Okółów, C. 1966. When was the last bison killed in the Białowieża Primeval Forest. *Chrońmy Przyrodę Ojczystą* 22,6: 28–30 [In Polish].
- Olech, W. 1987. Analysis of inbreeding in European bison. *Acta Theriologica* 32: 373–387.
- Olech, W. 1989. The participation of ancestral genes in the existing population of European bison. *Acta Theriologica* 34: 397–407.
- Olech, W. 1997. The role of European bison Breeding Centres in the proposed national programme of breeding in captivity. *Parki Narodowe i Rezerваты Przyrody* 16, 4: 71–81 [In Polish with English summary].
- Olech, W. 1998. The Inbreeding of European Bison (*Bison bonasus* L.) Population and its Influence on Viability. 49th EAAP meeting, Warsaw, Poland, August 24–27.
- Olech, W. 1999. The number of ancestors and their contribution to European bison (*Bison bonasus* L.) population. *Annals of Warsaw Agricultural University-SGGW, Animal Science* 35: 111–117.
- Olech, W. 2002. Genetic parameters for European bison living at the end of 2000. (unpublished).
- Olech, W. and Perzanowski, K. 2002. A genetic background for reintroduction programme of the European bison in the Carpathians. *Biological Conservation* 108: 221–228.
- Olech, W. and Perzanowski, K. 2002. Strategia ochrony żubrów (*Bison bonasus*) w Polsce. Warsaw, Poland: 1–30. [Msc]
- Pedigree Book of the European Bison. 1947. ed. J. Żabiński, Warsaw, Poland
- Perzanowski, K. and Kozak, I. 1999. The Carpathian bison *Bison bonasus*: its past and future. *Biosphere Conservation* 2, 2: 75–81.
- Perzanowski, K. and Paszkiewicz, R. 2000. Re-establishment and the present population status of the European bison in the Bieszczady Mountains. *Monografie Bieszczadzkie* 9: 219–229 [In Polish with English summary].
- Perzanowski, K., Olech, W. and Kozak, I. 2004. Constraints for re-establishing a meta-population of the European bison in Ukraine. *Biological Conservation* (in press).
- Piusiński, W., Bielecki, W., Małecka, E., Kita, J., Działa, K., Osińska, B., Anusz, K., Kowalski, B. and Lenartowicz-Kubrat, Z. 1997. Pathomorphology and pathogenesis of diseased genital organs (prepuce and penis) of bison in the Białowieża Forest. *Medycyna Weterynaryjna* 53: 596–600 [In Polish with English summary].
- Podgurniak, Z. 1967. Pathological lesions in the European bison caused by foot-and-mouth disease in Polish reservations. *Acta Theriologica* 30: 445–452.
- Pucek, Z. 1967. The most important problems for further studies on European bison. *Acta Theriologica* 12: 495–501.
- Pucek, Z. 1984. What to do with the European bison, now saved from extinction. *Acta Zoologica Fennica* 172: 187–190.
- Pucek, Z. 1986. *Bison bonasus* (Linnaeus, 1758) – Wisent. Pp. 278–315 in: *Handbuch der Säugetiere Europas 2/II. Parhufer* (eds. J. Niethammer and F. Krapp). Aula Verlag, Wiesbaden, Germany.

- Pucek, Z. 1991. History of the European bison and problems of its protection and management. Pp. 19–39 in: *Global Trends in Wildlife Management* (eds. B. Bobek, K. Perzanowski and W. Regelin). Trans. 18th IUGB Congress, Kraków 1987. Świat Press, Kraków-Warsaw, Poland.
- Pucek, Z. 1992. Conservation strategy for European bison. Pp. 589–594 in: *Ongulés/Ungulates 91* (eds. F. Spitz, G. Janeau, G. Gonzalez and S. Aulagnier.). Proceedings of the International Symposium, Toulouse-France, September 2–6, 1991.
- Pucek, Z. 1993. European bison in Białowieża Primeval Forest. *Echa Leśna* 9, 389: 1–5 [In Polish].
- Pucek, Z. 1994. Progress in and threats to the European bison restitution. *Kosmos* 43, 1: 147–169 [In Polish with English summary].
- Pucek, Z., Belousova, I.P., Lapshov, V.A., Sipko, T.P. and Kudryavtsev, I.V. 1996a. Bison (*Bison bonasus*) – analysis and perspectives of studies: Project of an international programme of the rare species conservation. *Zoologicheskii Zhurnal* 75: 1873–1883 [In Russian with English summary].
- Pucek, Z., Seal, U.S. and Miller, P.S. (eds). 1996b. *Population and Habitat Viability Assessment for the European bison (Bison bonasus)*. IUCN/SSC Conservation Breeding Specialist Group. Apple Valley, Minnesota USA. 110pp.
- Raczyński, J. 1975. Progress in breeding European bison in captivity. Pp. 253–262 in: *Breeding Endangered Species in Captivity* (ed. R.D. Martin). Academic Press, London, U.K.
- Raczyński, J. 1978. *Żubr [European Bison]*. Państwowe Wydawnictwo Rolnicze i Leśne, Warsaw, Poland. Pp. 1–246.
- Raczyński, J. 1980. Biologische Grundlagen der Züchtung und der Restitution des Wisents, *Bison bonasus*. *Der Zoologische Garten, N.F.* 50: 311–316.
- Ralls, K., Ballou, J. and Templeton, A. 1988. Estimates of lethal equivalents and the cost of inbreeding in mammals. *Conservation Biology* 2, 2: 185–193.
- Rautian, G.S., Kalabushkin, B.A., Nemtsev, A.S. 2000. A new subspecies of the European bison, *Bison bonasus montanus* ssp. nov. (Bovidae, Artiodactyla). *Doklady Biological Sciences* 375, 4: 563–567.
- Rautian, G.S., Puzachenko, A.Yu. and Sipko, T.P. 1998. Asymmetry of skull in recent and subrecent European bison, *Bison bonasus* (Bovidae, Artiodactyla). *Zoologicheskii Zhurnal* 77, 12: 1403–1413 [In Russian with English summary].
- Seal U.S. 1991. Population viability assessment and species conservation planning. *Atti del convegno genetica a conservazione della fauna, Suppl. Ric. Biol. Selvagina* 18: 145–150.
- Sipko, T.P. 1990. Ob opredelenii statusa gornyx zubrov severo-zapadnogo Kavkaza. Pp. 154–156 in: Abstract of Papers. Proceedings Scientific and Practical Conference devoted to the 50th Anniversary of Regular Studies in the Natural Reserve “Belovezhskaya pushcha” (eds. S.S. Balyuk, A.V. Dengubienko, V.V. Semakov, V.N. Tolkach and S.V. Shostak) Minsk, Belarus [In Russian].
- Sipko, T.P., Abilov, A.I., Shurkhal, A.V. and Rott, N.N. 1993. Creation of bison sperm cryobank as a means of conserving genetic polymorphism in the species. *Russian Journal of Genetics* 29, 3: 1516–1520.
- Sipko, T.P., Rautian, G.S. and Kiseleva, E.G. 1999. European bison and its populations in the European part of Russia. Pp. 403–418 in: *Redkie vidy mlekopitayushchikh Rossii i soprodelnykh territorii* (ed. A.A. Aristov). Moscow, Russia [in Russian with English summary].
- Sipko, T.P., Rautian, G.S., Udina, I.G. Ukhanov, S.V. and Berendyaeva, Z.I. 1995. Investigation of blood group polymorphism in European bison (*Bison bonasus*). *Russian Journal of Genetics* 31: 93–100.
- Sipko, T.P., Rautian, G.S., Udina, I.G. and Rakitskaya, T.A. 1996. Polymorphism of biochemical markers in European bison (*Bison bonasus*). *Russian Journal of Genetics* 32: 356–351.
- Sipko, T.P., Rautian, G.S., Udina, I.G. and Strelchenko, N.S. 1997. Conservation of genetic material from endangered and economically important species in the establishment of cryobanks. In: *Physiology and General Biology Reviews* (eds. T.M. Turpaev and N.K. Koltzov). 13, 3: 35–98.
- Sipko, T.P., Udina, I.G., Badagueva, Tu.N. and Sulimowa, G.E. 1994. Polymorphism of kappa-casein gene in the family Bovidae: comparative analysis. *Russian Journal of Genetics* 30, 2: 203–207.
- Shabailo, V.E. and Pererva, V.I. 1989. Issledovanie zabolevanii samtsov zubrov Belovezhskoi Pushchi i Nadvornyanskogo lespromkhoza. *Materialy nauchnoi konferentsii posvyashchenoi 50-letii issledovaniy v “Belovezhskoi Pushche”*, 19–21 Dekabrya. Kameniki: 2.
- Skinner, M.F. and Kaisen, O.C. 1947. The fossil Bison of Alaska and preliminary revision of the genus. *Bulletin of the American Museum of Natural History* 89: 123–256+26 Pl.
- Slatis, H.M. 1960. An analysis of inbreeding in the European bison. *Genetics* 45: 275–287.
- Soulé, M.E. 1987. *Viable Populations for Conservation*. Cambridge University Press, Cambridge, U.K. 198pp.+XI.
- Szalay, S.Z. 1943. Wisents in England. *Berichte der Internationalen Gesellschaft zur Erhaltung des Wisents* 3: 314–329.
- Sztolcman, J. 1924. Matériaux pour l’histoire naturelle et pour l’historique du Bison d’Europe (*Bison bonasus* Linn.). *Annales Zoologici Musei Polonici Historiae Naturalis* 2: 49–136.

- Sztolcman, J. 1925. Le bison d'Europe. Premier Congrès International pour la Protection de la Nature. Rapports, Voeux, Réalisations, Paris, France. Pp.87–92.
- Udina, I.G., Sokolova, S.S., Sipko, T.P. and Sulimova, G.E. 1994. Comparative analysis of polymorphism for DQB and DRB DNA loci of the major histocompatibility complex in representatives of the family Bovidae. *Russian Journal of Genetics* 30: 313–317.
- Vereshchagin, N.K. and Baryshnikov, G.F. 1985. Extinction of mammals during Quaternary in northern Eurasia. *Proceedings of the Zoological Institute, USSR Academy of Sciences* 131: 3–38 [In Russian with English summary].
- Wernerowa, J. 1969. Dlaczego “Księgi Rodowodowe Żubrów”? [Why European bison Pedigree Book]. *Problemy* 25,1: 23–30 [In Polish].
- Wilson, Don E. and Reeder, DeeAnn M. 1993. *Mammal Species of the World. A Taxonomic and Geographic Reference*. Smithsonian Institution Press, Washington, USA and London, U.K. 1207pp +XVIII.
- Wolf, O., Jakob, W., Lange, A., Rudolph, M., Borchers, K., Glatzel, P.S., Thiede, S., Habendank, B., Brackmann, J., Krasiński, Z.A., Krasińska, M., Hartmann, L. and Frölich, K. 2000. Balanoposthitis of the European bison (*Bison bonasus*). Proceedings of the International Symposium “European bison – yesterday, today and tomorrow” 9–10 December 2000 Šiauliai, Lithuania. Pp. 68–73.
- Wołk, E. and Józefczak, E. 1988. Serum biochemistry of free-ranging European bison. *Acta Theriologica* 33: 47–56.
- Woliński, Z. 1984. Wyniki hodowli i restytucji żubra w okresie pięćdziesięciolecia 1923–1973, ze szczególnym uwzględnieniem Polski. PhD Theses, Agricultural Academy, Lublin. 343pp.
- Wróblewski, K. 1927. *Żubr Puszczy Białowieskiej*. Wydawnictwo Polskie, Poznań, Poland. Pp. 1–132.
- Wróblewski, K. 1932. Czy możliwe jest obecnie i jaką drogą można odrodzić wymierającego żubra? *Rozprawy Biologiczne* 10, 3–4: 54–117.
- Yazan, Ju. and Nemtsev, A. 1985. Kavkazkie khistorodnye gornye zubry. *Okhota i Okhotnichie Khozaistvo* 1: 16–17.
- Zablotskaya, L.V. 1957. Pitanie i estestvennye korma zubrov. *Trudy prioksko-terrasnogo Zapovednika. Issledovaniya* 1: 66–147.
- Zablotsky, M.A. 1949. Nieobkhodimost' izuchenya osobennosti zubra i ego vosstanovlenie v SSSR. *Nauchno-Metodicheskie zapiski* 13: 128–146.
- Zyll de Jong, C.G., van 1986. A systematic study of recent bison, with particular consideration of the wood bison (*Bison bison athabasca* Rhoads, 1898). National Museum of Canada, *Publications in Natural Sciences* 6: 1–69 +VIII.
- Żórawski, C. and Lipiec, M. 1997. Generalised tuberculosis in European bison. *Medycyna Weterynaryjna* 53: 90–92 [In Polish with English summary].

## Contributing Authors

Zdzisław PUCEK  
Mammal Research Institute, Polish Academy of Sciences,  
17–230 Białowieża, Poland  
E-mail: [zpucek@bison.zbs.bialowieza.pl](mailto:zpucek@bison.zbs.bialowieza.pl)

Irena P. BELOUSOVA  
Prioksko-terrasnyjj Biosphere Reserve,  
PO Danki 142274, Moscow Region, Russia  
E-mail: [I.P. Belousova ptz@online.stack.net](mailto:I.P. Belousova ptz@online.stack.net)

Zbigniew A. KRASIŃSKI  
Białowieża National Park, 17–230 Białowieża, Poland

Małgorzata KRASIŃSKA  
Mammal Research Institute, Polish Academy of Sciences,  
17–230 Białowieża, Poland  
E-mail: [mkrasin@bison.zbs.bialowieza.pl](mailto:mkrasin@bison.zbs.bialowieza.pl)

Wanda OLECH  
Department of Genetics and Animal Breeding, Warsaw  
Agricultural University, Ciszewskiego 8, 02–786 Warsaw,  
Poland  
E-mail: [olech@alpha.sggw.waw.pl](mailto:olech@alpha.sggw.waw.pl)

# Origin of the Hybrids of North American and European Bison in the Caucasus Mountains\*

Lidia V. Zablotskaya, Mikhail A. Zablotsky and Marina M. Zablotskaya

**Abstract** The last Caucasian European bison (*Bison bonasus caucasicus* Turkin and Satunin, 1904) was killed in 1927. In 1940 five inter-specific hybrids of the European bison (*Bison bonasus* Linnaeus, 1758) and the North American prairie bison (*Bison bison bison* Linnaeus, 1758) were imported into the Caucasian Reserve. It was planned to conduct continuous absorptive crossing of these hybrids with European bison. This implied removal of hybrid males of each generation from the herd, to obtain animals close in exterior appearance to the European bison, and their subsequent release into the wild. This project failed to be implemented. Inbreeding involved inter-specific hybrid males remaining in the herd. Only 43 hybrid males were eliminated from the herd. In 1948–1957, 15 European bison males (Lowland-Caucasian line) were imported, but only two of them became significantly involved in the breeding programme. Consolidated breeding of inter-specific hybrids was initiated in 1964, although in this period there was divergence in the exterior appearance of animals either towards the European bison or towards the North American prairie bison. Thus, recent Caucasian animals are of hybrid origins and were bred by mating amongst them. They inherited a number of ethological and ecological features of the North American prairie bison. The hybrids cause negative changes in the Caucasian Biosphere Reserve's ecosystems. In 1959 a group of hybrids was imported from the Caucasian Biosphere Reserve to the Nalchik Forestry Game Management Unit. These hybrid animals (numbering over 1,000 animals) endangered the genetic purity on the Caucasus populations of pure-blood European bison (totalling over 300). Complete elimination of the hybrids in the North Caucasus and replacement by pure-blood European bison is suggested.

Prioksko-Terrasnyi Biosphere Reserve, 142274, P.O. Danki, Moscow Region, Russia. E-mail: ptz@online.stack.net

The mountain (Caucasian) subspecies of the European bison, *Bison bonasus caucasicus* (Turkin et Satunin, 1904) populated a considerable area of the North Caucasus as far back as the 17th century, from the Pshish River in the west to the Terek River in the east, and from the Inguri River in the south to Kuban River in the north (Ruzskij 1898; Satunin 1898; Dinnik 1910). With clear-cutting of the forests, and increased population of these areas by Russian settlers, the range of this subspecies in the Caucasus region was sharply reduced in the northern and eastern parts of this range. By the end of the 19th century, due to more intensive human settlement in the mountains, the range of the Caucasian European bison (= Caucasian bison, for short) was reduced to roughly one tenth of its original range (Bashkirov 1939a). The eastern edge of its range became the Bolshaya Laba River and numbers also dropped sharply during this period. Although the numbers of Caucasian bison were 2,000, in the 1860s (Bashkirov 1939a), it had dropped to 500–600 in 1917 (Silantyev 1919). It means nearly a fourfold decrease over a 50 year period. In 1919 the herds of *B. b. caucasicus* suffered from epizootics of foot-and-mouth disease and anthrax introduced with domestic cattle brought into the mountains. Mortality of Caucasian bison from these

diseases, and from poaching, reduced the population to 50 by 1921. Since it was difficult to organise conservation between 1922 and 1926, local poaching continued and in 1927, the three last Caucasian bison were killed (Bashkirov 1939a). In 1924, when the Caucasian Reserve was established in the upper reaches of the Belaya and Malaya Laba Rivers for the conservation of the Caucasian bison, it was too late to save the mountain subspecies. Numerous expeditions over a 10-year period revealed that the Caucasian subspecies of the European bison had become extinct.

In the 1930s, the Caucasian Reserve launched a project to restore the European bison on its territory. There were no pure-blood European bison in the whole USSR at that time and no possibility of buying them abroad. On the suggestion of I. S. Bashkirov (1930b) females of inter-specific hybrids of European bison *Bison bonasus* and North American prairie bison *Bison bison bison* were used for this project. A herd of 60 hybrids, tended by stockbreeders, was maintained in the steppe reserve 'Askaniya Nova' in Ukraine, and used as initial stock. It was intended to obtain animals close in exterior appearance to the European bison, by consecutive absorptive crossing. This would involve using pure-blood European bison as

\*Text presented in Russian at 2nd Conference of SSC/IUCN Bison Specialist Group, in Sochi, on 26–30 September 1988, and translated into English in 1990, but never published.

sires and then completely removing hybrid males from reproduction in each generation, in the fourth-fifth generation of consecutive back-crossing for the European bison according to the methodology of B. K. Fortunatov (1929). The term 'pure-bred' European bison (Zablotsky 1948) was proposed for the denomination of such animals. It was proposed to select among such, 'pure-bred' animals those that were close by type to the Caucasian subspecies (*Bison bonasus caucasicus*) in order to create a group of animals for release into the wild. During this period, at the stages of absorptive crossing and selection, the animals were to be maintained in semi-free conditions: herded by stockbreeders in summer and kept in an enclosure in winter.

However, the programme of absorptive crossing, selection and maintenance of the European bison was not fulfilled. The reasons were: (1) the impossibility of obtaining pure-blood European bison sires, (2) wartime difficulties.

In 1940 five inter-specific hybrids of North American × European bison were imported into the Caucasian Reserve from the steppe reserve 'Askania Nova': one male and three females of the second generation and one female of the first generation of absorptive crossing for the European bison. The share of European bison blood in these animals was equal from  $\frac{48}{64}$  to  $\frac{54}{64}$ . Two females and one male from them had a small admixture of the blood of the Caucasian bison (Zablotsky 1939, 1948; Krainova 1947). Ancestors of all these hybrids, (as well as the bulk of hybrids in 'Askania Nova') were the North American prairie bison female called 'Staraya' [Old one] born in 1903 and the European bison 'Białystok' (EBPB no. 50) born c. 1899. Among subsequent ancestors there were both pure-blood European bison and pure-blood North American prairie bison, which were represented among ancestors of animals imported into the Caucasian Reserve in the ratio of 3.5:2 and 2:1 respectively. So, in fact, absorptive crossing has occurred for both the North American bison and the European bison.

Such hybrids were brought into the Caucasian Reserve, and were maintained in an enclosure with a natural rangeland and supplemental feeding using concentrated feeds, mangle and hay in winter. In 1941 animals from the Moscow Zoo were evacuated into the Caucasian Reserve but during the journey they were infected by haemorrhagic septicaemia. This resulted in the death of both the evacuated bulls and the hybrid male imported from 'Askania Nova'. The sire of the herd for the hybrid females of the Caucasian Reserve became the young (1.5 years old) son of the hybrid male, which was imported from 'Askania Nova'. This young male, born in the Caucasian Reserve, had a lower share of European bison blood ( $\frac{51}{64}$ ) than that of his father ( $\frac{54}{64}$ ).

Since the spring of 1942, the entire herd of hybrids was allowed to free-range in the forest out of the enclosure

(Krainova 1947). Supplemental feeding of this herd was completely discontinued in 1961 (Kalugin 1969). During the first 10 years, i.e., from 1940 to 1949, hybrids bred between themselves. The sire had a low share of European bison blood, equal to  $\frac{51}{64}$ , and as a result the share of European bison blood in the herd as a whole decreased in comparison with the imported group of animals (Krainova 1947; Kalugin 1965). From 1948–1959, 15 males of pure-blood European bison (Lowland-Caucasian line) were imported into the Caucasian Reserve (Kalugin 1968), but only two of the bulls 'Puszczanin' (EBPB no. 695) and 'Byerkut' (EBPB no. 800), became significantly involved in breeding. Simultaneously with the European bison males, hybrids also took part in reproduction in the Caucasian herd (Kalugin 1965). From 1947–1965, only 43 hybrid males had been excluded from reproduction through export to zoological gardens, castration or shooting. By 1965 the total number of the hybrid herd constituted 449 individuals (Kalugin 1969). Since the sex ratio of hybrids was close to 1:1, there were no less than 200 hybrid males in 1965 in the Caucasian Reserve herd. Among them there were many robust animals in their prime, which later formed the main body of sires. The shooting of hybrid males was insufficient. According to decisions of the Central Board of Game Management of the RSFSR ('Glavokhota RSFSR'), the Caucasian Reserve should have shot between 50–80 hybrid males annually, however only 4–5 (maximum 8), were actually shot.

In 1960, the name-by-name registration of calves born in the Caucasian Reserve was discontinued, and in 1964 the consolidated breeding of hybrids, by mating them between themselves, was initiated (Kalugin 1965, 1968, 1969).

According to the data of Kalugin (1965, 1969) the divergence in the exterior of hybrid animals both towards the European bison and the North American prairie bison was still noted. However, the genetic structure of the herd was heterogeneous, and this continues today. Thus, animals, which nowadays populate the territory of the Caucasian Biosphere Reserve, are a closed herd of inter-specific hybrids *Bison bonasus* × *Bison bison bison*, the former parental form being representative of the recent Palaearctic fauna and the other a steppe animal of Nearctic origin. From their steppe ancestor, the hybrids inherited a number of ethological and ecological features. These were a greater extent of gregariousness, a particular mode of grazing and use of forage, high environment-forming activity and poor adaptability to the snow-abundant winter conditions of the mountain-forest habitat.

Are there grounds to believe that the hybrids of the Caucasian Reserve have become adapted to mountain-forest conditions, have become acclimatised in the Caucasian mountains and that their ecology has become balanced with the environment? All these questions can only be answered in the negative, since: (1) The hybrids of



North American and European bison constantly migrate from the Caucasian Reserve down to the piedmont; (2) They periodically perish on a mass scale during severe winters. Over the last 20 years four winter periods have been recorded when, according to the Caucasian Reserve censuses, 24–30% of wintering stock died (Nemtsev 1988a, 1988b). This was not, however a case, observed in other mountain-forest ungulates of the Caucasian Biosphere Reserve or in pure-blood European bison populations in mountain-forest regions of the Northern Caucasus, i.e., Northern Ossetia, Checheno-Ingushetia and in the Teberda Reserve; (3) Hybrids modify the environment intensively, causing the transformation of forest ecosystems to meadow ecosystems on wintering grounds and the disappearance of a number of herbaceous plant species (Dyrenkov, Durov, Pridnya – pers. comms), depression of thickets of wild fruit-trees and young growth of the Nordmann fir and other woody plants. This brings about irreversible changes to the Caucasian Reserve's ecosystems.

In 1959, a group of hybrids (2 males, 3 females) from the Caucasian Reserve were transferred into the Nalchik Forestry Game Management Unit (Kabardino-Balkariya). Subsequently, some pure-blood European bison of the Lowland-Caucasian (LC) line were released there to form a single mixed herd together with the hybrids.

The presence of hybrid herds in the Caucasian Biosphere Reserve and in the Nalchik Forestry Game Management Unit (total individuals being + 1000, c. 1990), and their fast dispersal is hazardous to the genetic purity and the very existence of the populations of pure-blood Lowland-Caucasian European bison (*Bison bonasus*) (numbering over 300). Therefore, the recommendation of complete elimination of the hybrids from the Caucasian Reserve, from the adjacent territories and from the Nalchik Forestry-Game Management Unit, and their replacement by pure-blood European bison of the Lowland-Caucasian (LC) genetic line (Zablotsky 1981, 1983; Zablotsky and Zablotskaya 1986a, 1986b, 1987) should be urgently fulfilled.

It should be taken into account that inter-specific hybrids of the European bison and the North American prairie bison could cause irreversible disturbance of the native fauna and introduce changes in the Reserve's ecosystems. This is in irreconcilable contradiction with the status and goals of the Caucasian Biosphere Reserve. It should also be noted that in the Khopersky Reserve, a herd of hybrid animals with a high degree of European bison blood has already been eliminated, although this Reserve is not a biosphere.

## Acknowledgements

Many thanks are due to Sara Burthe-Wood of Hythe, England, for correction of our English.

## References

- Bashkirov, I.S. 1939a. [Caucasian European bison]. [In: *Caucasian European bison*]. Council of the People's Commissars of the RSFSR, Central Board for Reserves, Forest Parks and Zoological Gardens: 1–72, Moscow. [In Russian]
- Bashkirov, I.S. 1939b. [The problem of restitution of the European Bison]. *Central Board for Reserves, Scientific-Methodological Notes* 5: 138–145, Moscow. [In Russian]
- Dinnik, N. 1910. Zveri Kavkaza. I. Kitoobraznye i kopytnye. *Zapiski Kavkazskogo Otdeleniya Russkogo geograficheskogo Obshchestva* 21,1: 138–158.
- Fortunatov, B.K. 1929. Vosstanovlenie zubra v gos. Zapovednike Chapli (b. Askaniya-Nova). *Vesti derzhavnogo stepnogo zapovednika "Chapli" (b. Askaniya Nova)*. Askaniya Nova 7: 69–87.
- Kalugin, S.G. 1965. [Breeding of European bison in the Caucasian Reserve]. *Trudy Kavkaskogo Gosudarstvennogo Zapovednika* 8: 155–160, Krasnodar. [In Russian]
- Kalugin, S.G. 1968. [Restitution of the European bison in the North-Western Caucasus]. *Trudy Kavkaskogo Gosudarstvennogo Zapovednika* 10: 3–94. Lesnaya Promyshlennost', Moscow. [In Russian]
- Kalugin, S.G. 1969. [European bison of the North-Western Caucasus]. Abstract of Cand. Biol. Sci. Dissertation, Zoological Institute, USSR Academy of Sciences: 3–23, Maikop. [In Russian]
- Krainova, L.V. 1947. [Restitution of the European bison in the Caucasus]. [In: *20 years of the Caucasian State Reserve*]. Central Board for Reserves, Forest Parks and Zoological Gardens: 61–73, Moscow. [In Russian]
- Nemtsev, A.S. 1988a. [Properties of the biology, conservation and methods of the use of populations of mountain bison of North-Western Caucasus]. Manuscript, Cand. Biol. Sci. Dissertation: 1–146, Moscow. [In Russian]
- Nemtsev, A.S. 1988b. [Properties of biology, conservation and methods of utilisation of mountain bison of the North-Western Caucasus]. Abstract of Cand. Biol. Sci. Dissertation, Nauchno-issledovatel'skii Institut Okhrany Prirody i Zapovednogo Dela: 1–20, Moscow. [In Russian]
- Ruzskij, N.D. 1898. Zubry kak vymirayushchii predstavitel nashei fauny. *Uchonye zapiski Kazan'skogo vererinar'nogo Instituta* 15, 1: 3–13; 15, 2: 97–106; 15, 5–6: 325–352.
- Satunin, K.A. 1898. Kavkazskii zubr. *Estestvoznaniye i geografiya* 2: 1–21.
- Silantyev, A.A. 1919. [European bison, *Bison bonasus*]. [In: *Natural Productive Forces of Russia*], 6, Part 1, Petrograd (quoted after Bashkirov, 1939). [In Russian]

- Zablotsky, M.A. 1939. [Thirty-five years of breeding of European bison and their hybrids in the Askania Nova Zoo]. [In: *Caucasian European bison*]. Council of People's Commissars of the RSFSR. Central Board for Reserves, Forest Parks and Zoological Gardens: 73–137, Moscow. [In Russian]
- Zablotsky, M.A. 1948. [Campaign for the conservation of the European bison in the USSR]. *Okhrana Prirody* 3: 22–48. All-Union Society for the Conservation of Nature, Moscow. [In Russian]
- Zablotsky, M.A. 1981. [Pure-blood European bison in the USSR]. [Pp: 9–12 in: *The Biological aspects of the conservation of rare animals*]. All-Union Research Institute of the Conservation of Nature Reserves, Ministry of Agriculture of the USSR, Moscow. [In Russian]
- Zablotsky, M.A. 1983. [Conservation of the gene pool of the European bison]. [Pp: 62–63, in: *Population variability of the species and the problems of the conservation of gene pool of mammals*]. USSR Academy of Sciences, Moscow. [In Russian]
- Zablotsky, M.A. and Zablotskaya, M.M. 1986a. [Present-day distribution and numbers of pure-blood European bison in the USSR]. [In: *Problems of the conservation of gene pool and management of ecosystems in forest zone reserves*. Abstracts of the Papers of the All-Union Conference.] Part 2: 81–84. [In Russian]
- Zablotsky, M.A. and Zablotskaya, M.M. 1986b. [Perspectives for further development of work on the problem of the restitution of the European bison in the USSR]. [In: *The 1st All-Union Conference on the Problems of Zoo-culture*. Abstracts]. Part 2: 29–31, Moscow. [In Russian]
- Zablotsky, M.A. and Zablotskaya, M.M. 1987. [Re-acclimatisation of the European bison in the Caucasus and its essential problems]. [In: *Ecology and Conservation of Mountain Species of Mammals. Proceedings of the 3rd All-Union School*]: 64–66, Moscow [In Russian]

# IUCN/SSC Action Plans for the Conservation of Biological Diversity

*Action Plan for African Primate Conservation: 1986-1990.* Compiled by J.F. Oates. IUCN/SSC Primate Specialist Group, 1986, 41 pp. (out of print)

*Action Plan for Asian Primate Conservation: 1987-1991.* Compiled by A.A. Eudey. IUCN/SSC Primate Specialist Group, 1987, 65 pp. (out of print)

*Antelopes. Global Survey and Regional Action Plans. Part 1. East and Northeast Africa.* Compiled by R. East. IUCN/SSC Antelope Specialist Group, 1988, 96 pp. (out of print)

*Dolphins, Porpoises and Whales. An Action Plan for the Conservation of Biological Diversity: 1988-1992.* Second Edition. Compiled by W.F. Perrin. IUCN/SSC Cetacean Specialist Group, 1989, 27 pp. (out of print)

*The Kouprey. An Action Plan for its Conservation.* Edited by J.R. MacKinnon and S.N. Stuart. IUCN/SSC Asian Wild Cattle Specialist Group, 1988, 19 pp. (out of print)

*Weasels, Civets, Mongooses and their Relatives. An Action Plan for the Conservation of Mustelids and Viverrids.* Compiled by A. Schreiber, R. Wirth, M. Riffel and H. van Rompaey. IUCN/SSC Mustelid and Viverrid Specialist Group, 1989, 99 pp. (out of print.)

*Antelopes. Global Survey and Regional Action Plans. Part 2. Southern and South-central Africa.* Compiled by R. East. IUCN/SSC Antelope Specialist Group, 1989, 96 pp. (out of print)

*Asian Rhinos. An Action Plan for their Conservation.* Compiled by Mohd Khan bin Momin Khan. IUCN/SSC Asian Rhino Specialist Group, 1989, 23 pp. (out of print)

*Tortoises and Freshwater Turtles. An Action Plan for their Conservation.* Compiled by the IUCN/SSC Tortoise and Freshwater Turtle Specialist Group, 1989, 47 pp.

*African Elephants and Rhinos. Status Survey and Conservation Action Plan.* Compiled by D.H.M. Cumming, R.F. du Toit and S.N. Stuart. IUCN/SSC African Elephant and Rhino Specialist Group, 1990, 73 pp. (out of print)

*Foxes, Wolves, Jackals, and Dogs. An Action Plan for the Conservation of Canids.* Compiled by J.R. Ginsberg and D.W. Macdonald. IUCN/SSC Canid and Wolf Specialist Groups, 1990, 116 pp. (out of print)

*The Asian Elephant. An Action Plan for its Conservation.* Compiled by C. Santiapillai and P. Jackson. IUCN/SSC Asian Elephant Specialist Group, 1990, 79 pp.

*Antelopes. Global Survey and Regional Action Plans. Part 3. West and Central Africa.* Compiled by R. East. IUCN/SSC Antelope Specialist Group, 1990, 171 pp.

*Otters. An Action Plan for their Conservation.* Edited by P. Foster-Turley, S. Macdonald and C. Maso. IUCN/SSC Otter Specialist Group, 1990, 126 pp. (out of print)

*Rabbits, Hares and Pikas. Status Survey and Conservation Action Plan.* Compiled and edited by J.A. Chapman, J.E.C. Flux. IUCN/SSC Lagomorph Specialist Group, 1990, 168 pp.

*African Insectivora and Elephant-Shrews. An Action Plan for their Conservation.* Compiled by M.E. Nicoll and G.B. Rathbun. IUCN/SSC Insectivore, Tree-Shrew and Elephant-Shrew Specialist Group, 1990, 53 pp.

*Swallowtail Butterflies. An Action Plan for their Conservation.* Compiled by T.R. New and N.M. Collins. IUCN/SSC Lepidoptera Specialist Group, 1991, 36 pp.

*Crocodiles. An Action Plan for their Conservation.* Compiled by J. Thorbjarnarson and edited by H. Messel, F.W. King and J.P. Ross. IUCN/SSC Crocodile Specialist Group, 1992, 136 pp.

*South American Camelids. An Action Plan for their Conservation.* Compiled and edited by H. Torres. IUCN/SSC South American Camelid Specialist Group, 1992, 58 pp.

*Australasian Marsupials and Monotremes. An Action Plan for their Conservation.* Compiled by M. Kennedy. IUCN/SSC Australasian Marsupial and Monotreme Specialist Group, 1992, 103 pp.

*Lemurs of Madagascar. An Action Plan for their Conservation: 1993-1999.* Compiled by R.A. Mittermeier, W.R. Konstant, M.E. Nicoll, O. Langrand. IUCN/SSC Primate Specialist Group, 1992, 58 pp. (out of print)

*Zebras, Asses and Horses. An Action Plan for the Conservation of Wild Equids.* Edited by P. Duncan. IUCN/SSC Equid Specialist Group, 1992, 36 pp.

*Old World Fruit Bats. An Action Plan for their Conservation.* Compiled by S. Mickleburgh, A.M. Hutson and P.A. Racey. IUCN/SSC Chiroptera Specialist Group, 1992, 252 pp. (out of print)

*Seals, Fur Seals, Sea Lions, and Walrus. Status Survey and Conservation Action Plan.* Peter Reijnders, Sophie Brasseur, Jaap van der Toorn, Peter van der Wolf, Ian Boyd, John Harwood, David Lavigne and Lloyd Lowry. IUCN/SSC Seal Specialist Group, 1993, 88 pp.

*Pigs, Peccaries, and Hippos. Status Survey and Conservation Action Plan.* Edited by William L.R. Oliver. IUCN/SSC Pigs and Peccaries Specialist Group. IUCN/SSC Hippo Specialist Group, 1993, 202 pp.

*Pecaries. Extraído de Pigs, Peccaries, and Hippos: Status Survey and Conservation Action Plan (1993)* . Editado por William L.R. Oliver. IUCN/CSE Grupo de Especialistas en Puercos y Pecaries, 1996, 58pp.

*The Red Panda, Olingos, Coatis, Raccoons, and their Relatives. Status Survey and Conservation Action Plan for Procyonids and Ailurids.* (In English and Spanish) Compiled by Angela R. Glatston. IUCN/SSC Mustelid, Viverrid, and Procyonid Specialist Group, 1994, 103 pp.

*Dolphins, Porpoises, and Whales. 1994-1998 Action Plan for the Conservation of Cetaceans.* Compiled by Randall R. Reeves and Stephen Leatherwood. IUCN/SSC Cetacean Specialist Group, 1994, 91 pp.

*Megapodes. An Action Plan for their Conservation 1995-1999.* Compiled by René W.R.J. Dekker, Philip J.K. McGowan and the WPA/Birdlife/SSC Megapode Specialist Group, 1995, 41 pp.

*Partridges, Quails, Francolins, Snowcocks and Guineafowl. Status survey and Conservation Action Plan 1995-1999.* Compiled by Philip J.K. McGowan, Simon D. Dowell, John P. Carroll and Nicholas J.A. Aebischer and the WPA/BirdLife/SSC Partridge, Quail and Francolin Specialist Group. 1995, 102 pp.

*Pheasants: Status Survey and Conservation Action Plan 1995-1999.* Compiled by Philip J.K. McGowan and Peter J. Garson on behalf of the WPA/BirdLife/SSC Pheasant Specialist Group, 1995, 116 pp.

*Wild Cats: Status Survey and Conservation Action Plan.* Compiled and edited by Kristin Nowell and Peter Jackson. IUCN/SSC Cat Specialist Group, 1996, 406 pp.

*Eurasian Insectivores and Tree Shrews: Status Survey and Conservation Action Plan.* Compiled by David Stone. IUCN/SSC Insectivore, Tree Shrew and Elephant Shrew Specialist Group. 1996, 108 pp.

*African Primates: Status Survey and Conservation Action Plan (Revised edition).* Compiled by John F. Oates. IUCN/SSC Primate Specialist Group. 1996, 80 pp.

*The Cranes: Status Survey and Conservation Action Plan.* Compiled by Curt D. Meine and George W. Archibald. IUCN/SSC Crane Specialist Group, 1996, 401 pp.

*Orchids: Status Survey and Conservation Action Plan.* Edited by Eric Hágsater and Vinciane Dumont, compiled by Alec Pridgeon. IUCN/SSC Orchid Specialist Group, 1996, 153 pp.

*Palms: Their Conservation and Sustained Utilization. Status Survey and Conservation Action Plan.* Edited by Dennis Johnson. IUCN/SSC Palm Specialist Group, 1996, 116 pp.

*Conservation of Mediterranean Island Plants. 1. Strategy for Action.* Compiled by O. Delanoë, B. de Montmollin and L. Olivier. IUCN/SSC Mediterranean Islands Plant Specialist Group, 1996, 106 pp.

*Wild Sheep and Goats and their Relatives. Status Survey and Conservation Action Plan for Caprinae.* Edited and compiled by David M. Shackleton. IUCN/SSC Caprinae Specialist Group, 1997, 390 + vii pp.

*Asian Rhinos. Status Survey and Conservation Action Plan (2nd Edition)* . Edited by Thomas J. Foose and Nico van Strien. IUCN/SSC Asian Rhino Specialist Group, 1997, 112 + v pp. (out of print)

*The Ethiopian Wolf. Status Survey and Conservation Action Plan.* Compiled and edited by Claudio Sillero-Zubiri and David Macdonald. IUCN/SSC Canid Specialist Group, 1997, 123pp. (out of print)

*Cactus and Succulent Plants. Status Survey and Conservation Action Plan.* Compiled by Sara Oldfield. IUCN/SSC Cactus and Succulent Specialist Group, 1997, 212 + x pp.

*Dragonflies. Status Survey and Conservation Action Plan.* Compiled by Norman W. Moore. IUCN/SSC Odonata Specialist Group, 1997, 28 + v pp.

*Tapirs. Status Survey and Conservation Action Plan.* Edited by Daniel M. Brooks, Richard E. Bodmer and Sharon Matola. IUCN/SSC Tapir Specialist Group, 1997, viii + 164pp.

*The African Wild Dog. Status Survey and Conservation Action Plan.* Compiled and edited by Rosie Woodroffe, Joshua Ginsberg and David Macdonald. IUCN/SSC Canid Specialist Group, 1997, 166pp.

*Grebes. Status Survey and Conservation Action Plan.* Compiled by Colin O'Donnell and Jon Fjeldså. IUCN/SSC Grebe Specialist Group, 1997, vii + 59pp.

*Crocodiles: Status Survey and Conservation Action Plan, 2nd Edition.* Edited by James Perran Ross. IUCN/SSC Crocodile Specialist Group, 1998, viii + 96pp. (out of print)

*Hyaenas: Status Survey and Conservation Action Plan.* Compiled by Gus Mills and Heribert Hofer. IUCN/SSC Hyaena Specialist Group, 1998, vi + 154 pp.

*North American Rodents: Status Survey and Conservation Action Plan.* Compiled and edited by David J. Hafner, Eric Yensen, Gordon L. Kirkland Jr.. IUCN/SSC Rodent Specialist Group, 1998, x + 171pp.